LIFETIME EXCELLENCE

PALFINGER

Spare Parts Catalogue
PK 16001
(S205-EK-A)

Valid for serial number 100138759

First Edition: 08/2009
Edition: 01/2022 EN

PALFINGER AG
Lamprechtshausener Bundesstraße 8
5101 Bergheim / Austria
www.palfinger.com

Preface

This catalogue of spare parts is based on latest stages of product design and development.

If you have maintained and serviced the technically matured equipment purchased from us in accordance with our instructions, there will scarcely be any need to consult this spares catalogue.

Should, in spite of this, the occasion arise to order spares, we would kindly ask you to state precise details as given in the catalouge, (please refer to "INFORMATION ON THE ORDERING OF SPARE PARTS") so as to avoid confusion.

We reserve the right to make design modifications.

Information on the ordering of spare parts

To supply you with the correct parts in the shortest possible time it is necessary to inform us about following details:
– Loader type, code and serial number (look identification plate)
– Spare parts number
– Required quantity of spare parts

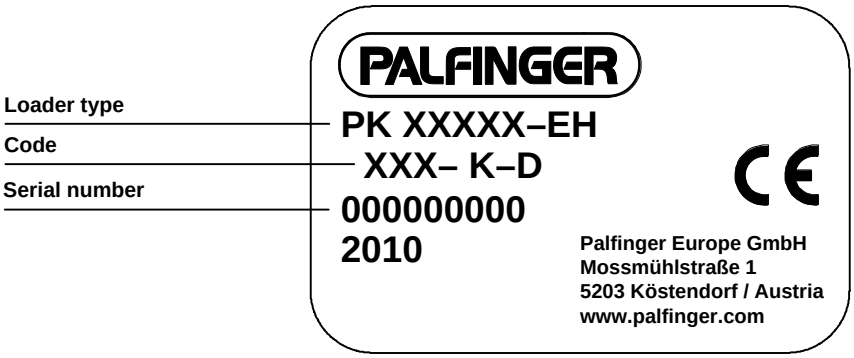

(-->123456789)	Valid to crane number
(123456789-->)	Valid from crane number
(1-16)	consists out of position 1-16
(+20)	with position 20
Page-A	Control valve side
Page-B	Counter control side

ABST	Support
DPS+	Dual Power System Plus
FERN	Remote control
FERT	Type - remote control
GGSR	Control (reverse acting)
GRA	Type - crane Base
HEC	Rear-stabilizer
HEM	Rear module
HKONS	Top seat FFST
HOST	Top seat - control
HPLS	High Power Lifting System
HSITZ	Top seat - standard
HYA,PJHY	Hydraulic extensions
IKONS	Standing platform FFST
IG	Railing
IS	Limitation of rotation (I)
ISC	Integrated Stability Control
LHA	Crane hook

R	without extension box
R0	One side extension box
R1	Both side extension box
R2	Both side extension box - extended
R3	Extension box telescopic
R4	Both side extension box - extended
R.X	Both side extension box - hydraulical
SR.	Support controllable from top seat
FFST	Radio remote control
PALF20	PALFINGER-PALCOM
P2	PALFINGER-SCANRECO
BMS2	HETRONIC
P3	with display
LKW	Mounting LKW
SAT	Semi-trailer installation
EGG	Integrated base
HSTZY	Tiltable stabilizer
HEM900	Rear module +900
HK001	Standard seat
HK002	Tiltable seat
HK003	Seat with heater
HK004	Folding seat with heater
KL0	Linear lever control
KK1	Cross lever control
EHPLS	High Power Lifting System
SHPLS	Super High Power Lifting System
HS005	Tiltable seat
HS012	Standard seat
()	Configuration with one hydraulic extension boom
A	Crane with 2 hydraulic extension booms
B	Crane with 3 hydraulic extension booms
C	Crane with 4 hydraulic extension booms
D	Crane with 5 hydraulic extension booms
E	Crane with 6 hydraulic extension booms
F	Crane with 7 hydraulic extension booms
G	Crane with 8 hydraulic extension booms
H	Crane with 9 hydraulic extension booms
IK002	without IS001, with IG001
IK004	with IS001,IG001
IK006	with IS002,IG001
IG001	3 port
IG002	2 port
IS001	Limitation of rotation over (I)
IS002	Limitation of rotation, main boom over (I)
IS003	Limitation of rotation over (FL)
ISC01	Support control +SHB
HPSC	High Performance Stability Control
LHA03	25t with sleeve bearing
LHA04	8t with sleeve bearing
LHA06	15t with sleeve bearing
LHA08	5,4t with sleeve bearing
LHA09	11t with roller bearing
LHA12	8t with roller bearing

Signs and symbols

LHV	Load holding valve	LHV...	see page 0.22
NOTAB	Emergency lowering device	NOT01	(NOTAB) Lifting cylinder
O	Overload protection	OSK	with lock cylinder
OELKU	Oil cooler	ÖLK01	Oil cooler 8.5kW mounted
		ÖLK02	Oil cooler 10.5kW, loose
		ÖLK03	Oil cooler 8.5kW, loose
		ÖLK04	Oil cooler 20kW mounted
		ÖLK05	Oil cooler 20kW, loose
		ÖLK07	Oil cooler 10.5kW mounted
PAL	Paltronic	PT050	Paltronic 50
		PT150	Paltronic 150
PJ	Fly-Jib		
PJHY	Hydraulic extensions	see (HYA)	
PJKSL	Hose-equipment (PJ)	J02	1 Auxiliary equipment
		J04	Auxiliary equipments2
PJV	Extension	see (V)	
PUMPE	Type - pump	PU002	Fixed displacement pump
		PU003	Variable displacement pump
RODRU	Rotator (...bar)		
S	Rope winch	SHE	with limiting switch - main boom
		SK	without limiting switch - outer boom
		SKE	with limiting switch - outer boom
		SHEK	Power link rope winch (hydraulic tiltable at main boom)
SCH	Slew limitation	GR___	Limit of rotation ___ degree
SHB	Slew angle dependent capacity limitation	SHB01	with one pressure range
		SHB07	with 2 pressure ranges + jumper
SKUPP	Quick-coupling	MULTI1	Quick-coupling, crane
	Multifaster	MULTI2	Quick-coupling,(PJ)
		MULTI3	Quick-coupling, crane+(PJ)
SL	Hose-equipment	2	1 Auxiliary equipment - hose tray
		4	2 Auxiliary equipment - hose tray
		T2	1 Auxiliary equipment - hose drum
		T4	2 Auxiliary equipment - hose drum
		T2i	1 Auxiliary equipment - hose drum (inside)
		T4i	2 Auxiliary equipment - hose drum (inside)
SLVO	Preparation (SL)	VSL2	Preparation (SL) 1 auxiliary equipment
		VSL4	Preparation (SL) 2 auxiliary equipment
SONSL	Control valve section (SL)	SSZD	Brick grab Germany
		SSZT	Brick grab + deadman push button
		SCSTD	Type Scandinavian
SOSTZ	Stabilizer ram	STÜ01	Stabilizer ram -150 mm
		STÜ02	Stabilizer ram +100 mm
		STÜ03	Stabilizer ram -100 mm
STEIL	Boom angle monitoring system	STEIL1	Boom angle monitoring system
		STEIL2	Monitoring the steep position (PJ)
STG	Control - support	FL	Control valve - support
		FLZUS	Control valve - auxiliary support
		FFST4	remote controlled (4-elements)
		FFST8	remote controlled (8-elements)
		FFST12	remote controlled (12-elements)
		FFST14	remote controlled (14-elements)
STGA	Control - crane	FL	Floor control
		I	High stand platform
		H	Top seat
		NK	Emergency control - crane column
		NK2K	Emergency control - crane column, double circulit
STRAN	Rope winch, strand	1	1 strand
		2	2 strand
		4	4 strand
STT	Stabilizer plates	STD	Standard
		___	Extension ___mm
STU	Hour meter		

STZ	Stabilizer ram	STZO	Type without support
		STZS3	Stabilizer ram - rigid
		STZY3	Stabilizer ram - slewable
		STZY	Hydraulically tiltable stabilizer cylinder
		STZS3Y	Page-A=(STZS3) B=(STZY3)
		STZYS3	Page-A=(STZY3) B=(STZS3)
SWERK	Slewing system	1GETR	1-Slewing gear
		2GETR	2-Slewing gear
SWK	Max. rope winch capacity:	1,5 - 4,5	1,5t - 4,5t
TKKR	Crane tank		
TKLO	Auxiliary tank	TL___	Oil tank___l
TOT	Dead center	TOWI	Dead center over balance
		TOQU	Dead center over transverse spar
		SE	continuous
TRANS	Transport position monitoring	TRAN1	Armrest
		TRAN2	Main boom - horizontal level
TSCH,TSTB	Control valve	DN46	DINOIL DN46
		M4-12	REXROTH M4-12
		PVG32	DANFOSS PVG32
		RS210	NORDHYDRAULIK RS210
		RS220	NORDHYDRAULIK RS220
		RSQ240	NORDHYDRAULIK RSQ240
		SDM081	WALVOIL SDM081
		VDM07	SALAMI VDM07
V,PJV	Extension	V1()	1 Extension by (HYA ())
		V1A	1 Extension by (HYA A)
		V1B	1 Extension by (HYA B)
		V1C	1 Extension by (HYA C)
		V1D	1 Extension by (HYA D)
		V1E	1 Extension by (HYA E)
		V1F	1 Extension by (HYA F)
		V1G	1 Extension by (HYA G)
		V1H	1 Extension by (HYA H)
		V2()	2 Extensions by (HYA ())
		V2A	2 Extensions by (HYA A)
		V2B	2 Extensions by (HYA B)
		V2C	2 Extensions by (HYA C)
		V2D	2 Extensions by (HYA D)
		V2E	2 Extensions by (HYA E)
		V2F	2 Extensions by (HYA F)
		V2G	2 Extensions by (HYA G)
		V2H	2 Extensions by (HYA H)
		V3()	3 Extensions by (HYA ())
		V3A	3 Extensions by (HYA A)
		V3B	3 Extensions by (HYA B)
		V3C	3 Extensions by (HYA C)
		V3D	3 Extensions by (HYA D)
		V3E	3 Extensions by (HYA E)
		V3F	3 Extensions by (HYA F)
		V3G	3 Extensions by (HYA G)
		V3H	3 Extensions by (HYA H)
LHV	Load holding valve	LHV14	
		LHV18	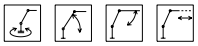
		LHV19	
		LHV28	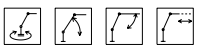 Double-acting load holding valve
		LHV34	

Table of Contents

Page	
0	PREFACE
0.02	Preface-EN
0.20	Signs and symbols
0.21	Signs and symbols
0.22	Signs and symbols
0100	CRANE BASE
0100.01100-A	Base R2X,R3X
0100.02000-A	Attachments TOWI
0100.02300-A	Attachments - Clamp housing
0100.03200-A	Valve bracket I,IKONS
0100.03201-A	Valve bracket FL,I
0100.04000-A	Bracket FL,I
0100.04001-A	Bracket FL,I
0100.05000-A	Slewing system
0100.06000-A	Piping - slewing system FL
0100.07000-A	Piping - lube system
0100.08010-A	Piping - control FL,RS210,ISC
0100.09000-A	Hoses FL,I
0100.10200-A	Extension box R3X
0100.10202-A	Outrigger extension cylinder UP2910
0100.10210-A	Hose tray R3X
0100.10230-A	Tread roller ISC-S,HPSC
0100.10231-A	Tread roller
0100.11500-A	Extension - box piping R3X,VDM07
0100.11801-A	Pretension valve UV423
0100.12500-A	Support STZY3,R2X,R3X
0100.12501-A	Stabilizer ram UP1902A
0100.12502-A	Check valve EV4109A
0100.13000-A	Stabilizer plates
0110	HIGH STAND PLATFORM
0110.01000-B	Attachments
0110.02000-B	High stand platform
0110.03000-B	Railing
0110.04000-B	Cable pull
0110.05000-A	Sensor
0200	CONTROL - SUPPORT VDM07
0200.01200-B	Control valve R2X,R3X
0200.01301-A	Control valve - details
0200.02000-A	Control system
0220	CONTROL - CRANE RS210
0220.01000-A	Control valve (6-sections) FL,I
0220.02000-A	Control system
0221.01000-A	Inlet element
0221.02000-A	Separate element

Page	
0221.04000-A	Separate element
0221.04001-A	Control valve - details
0221.04002-A	Seal kit
0221.05000-B	End element
0300	SAFETY DEVICES
0300.01000-A	Stabilizer monitoring
0300.03000-B	Encoder
0300.04000-A	Transport position monitoring
0301	ELECTRICAL PARTS
0301.02000-A	Housing PT050
0301.02100-A	Housing PT050
0301.02200-A	PT050Attachment board
0301.02300-A	Decals PT050
0301.02400-A	Housing HPSC
0301.02500-A	Housing HPSC
0301.02600-A	HPSCAttachment board
0301.05000-A	Adaptor, switch
0301.06000-A	Wire plug
0301.07000-A	Line-up terminal
0301.08000-A	Relay (1)
0301.08100-A	Relay (2)
0301.09000-A	Miscellaneous
0400	CRANE COLUMN
0400.01000-A	Crane column FL
0400.02000-B	Attachments - crane column
0400.02101-A	Lifiting cylinder - details
0400.02102-A	Hose clip
0400.02103-A	Attachments - Clamp housing
0400.03000-A	Piping - lifting cylinder
0400.03001-A	Load holding valve UV524-370
0500	MAIN BOOM
0500.01000-A	Main boom
0500.01101-A	Outer boom ram - details
0500.01102-B	Encoder
0500.02000-A	Piping - outer boom cylinder
0500.02001-A	Load holding valve UV426-370
0600	OUTER BOOM
0600.01000-A	Outer boom
0600.01001-A	Hose clip
0600.02000-A	Attachments - Clamp housing
0700	BOOM EXTENSIONS
0700.01000-A	Extension boom 1 + piping
0700.01001-A	Boom extensions ram 1 details

Table of Contents

Page	
0700.01002-A	Pretension valve-UV325
0700.02100-A	Extension boom 2 + piping
0700.02101-A	Boom extensions ram 2 details
0700.03100-A	Extension boom 3 + piping
0700.03101-A	Boom extensions ram 3 details
0700.04000-A	Extension boom 4 + piping
0700.04001-A	Boom extensions ram 4,6 details
0710	HOSE TRAYS
0710.01000-A	Outer boom
0710.02200-A	Hose tray 2
0710.04000-A	Hose tray 4
0710.06001-A	Quick-coupling
1000	MISCELLANEOUS
1000.01000-A	Miscellaneous
1000.02000-A	Decals
1000.03000-A	Decals (PK16001)
1200	AUXILIARY EQUIPMENT
1212	OIL TANK TKL0
1212.00030	Oil tank, cpl. TL140

This page is intentionally left blank

Base R2X,R3X

No.	Spare part	Qty.	Description	Dimension
1	S205G01SC+XXXXX	1	Crane Base (Special colour, XXXXX = color code)	
2	S205G15SA+XXXXX	1	Balance (Special colour, XXXXX = colour code)	
3	HBK 107	1	Bearing ring	
4	ER 163	1	V-Ring	D 305xd292 mm
5	HT1799	1	Bearing	3.0 mm
6	HT5683	1	Bearing	3.0 mm
7	EQ 040	1	Circlip	D 172 DIN 471
8	EQ 039	1	Circlip	D 155 DIN 471
9	EA1391A	1	High pressure filter	
	TD1553	1	Seal kit	
	EA1392	1	Filter element	
10	EK 003	3	Washer	D 8.4 ISO7089
11	ES 264	3	Screw	M8x16 ISO4762- 8.8
12	EK 178	1	Washer	ISO7093-2-06-140HV
13	ES1150	1	Screw	M 6x12 - 8.8 - ISO4762
14	HT7778	1	Folding arrow	

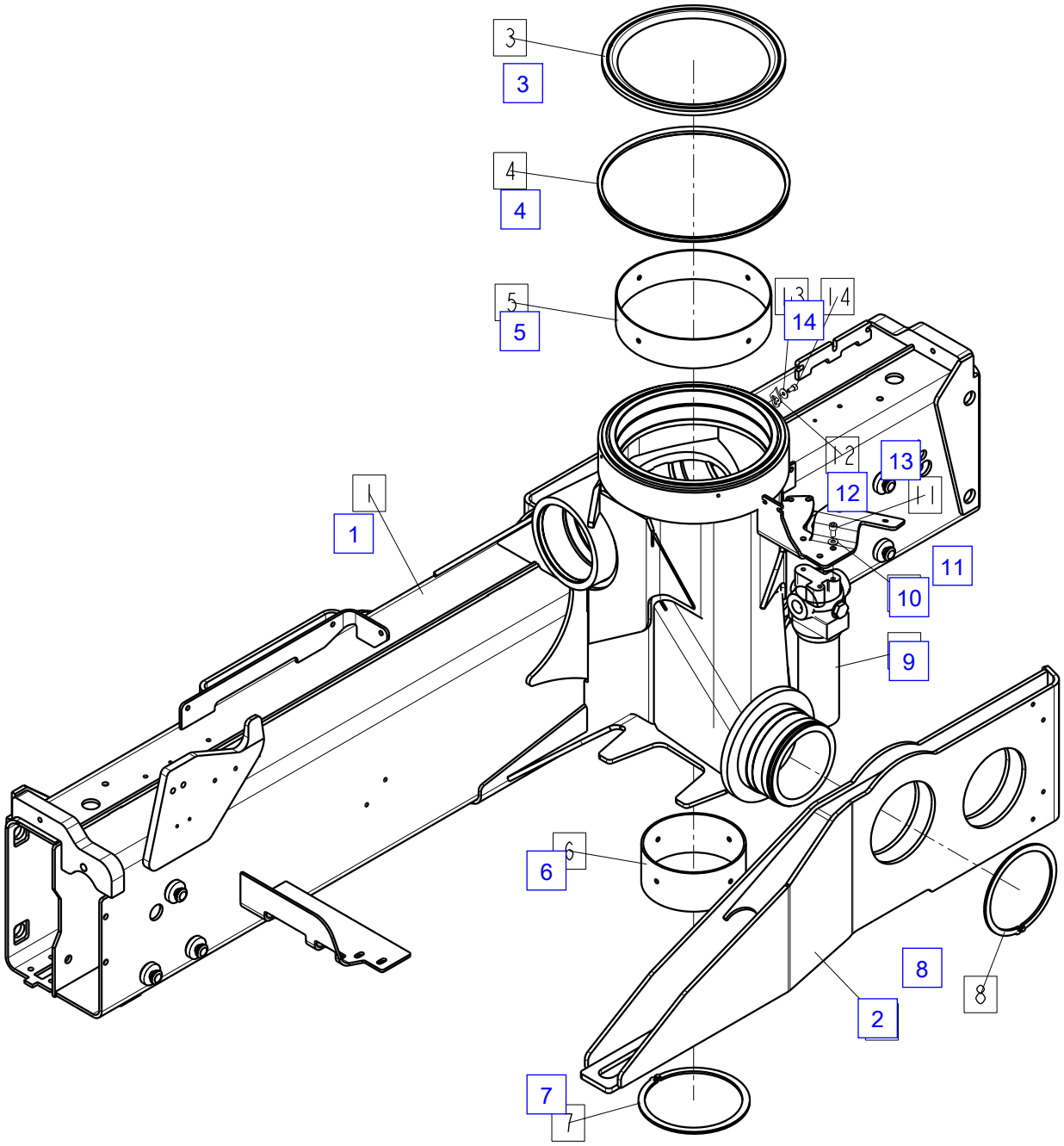
3
3
4
4
5
5
14
13
12
11
10
9
1
1
6
6
8
8
2
7
7

No.	Spare part	Qty.	Description	Dimension
2	ES 266	2	Screw	M 8x35 ISO4762
3	HA16764	1	Stirrup	
4	EM 026	2	Nut	M 8 DIN 985
5	HX 160	1	Hose guide	d=110 mm
6	HX 157	1	Hose guide	

PK16001,PK18001-EH

-->100119011

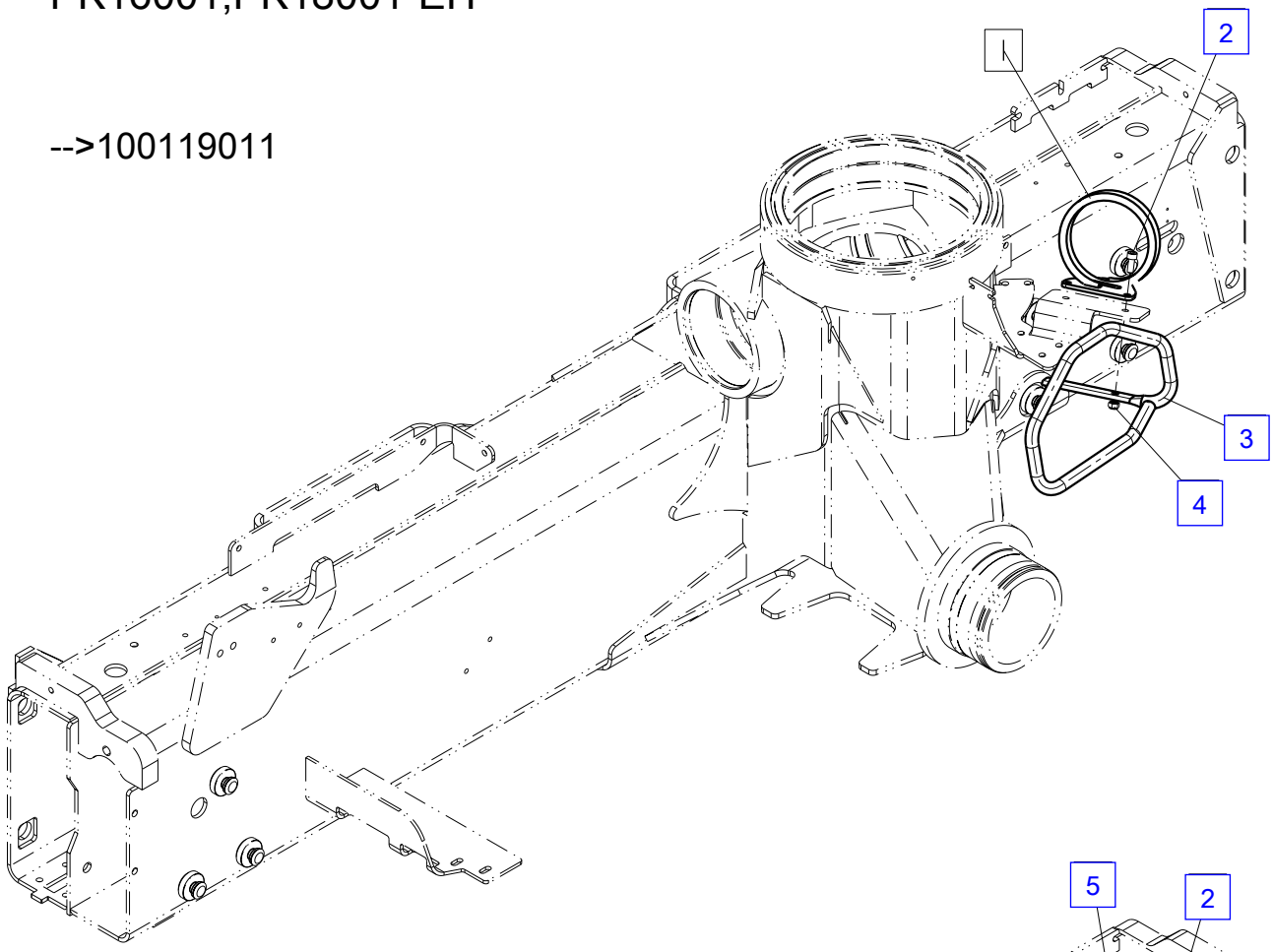

100119012-->

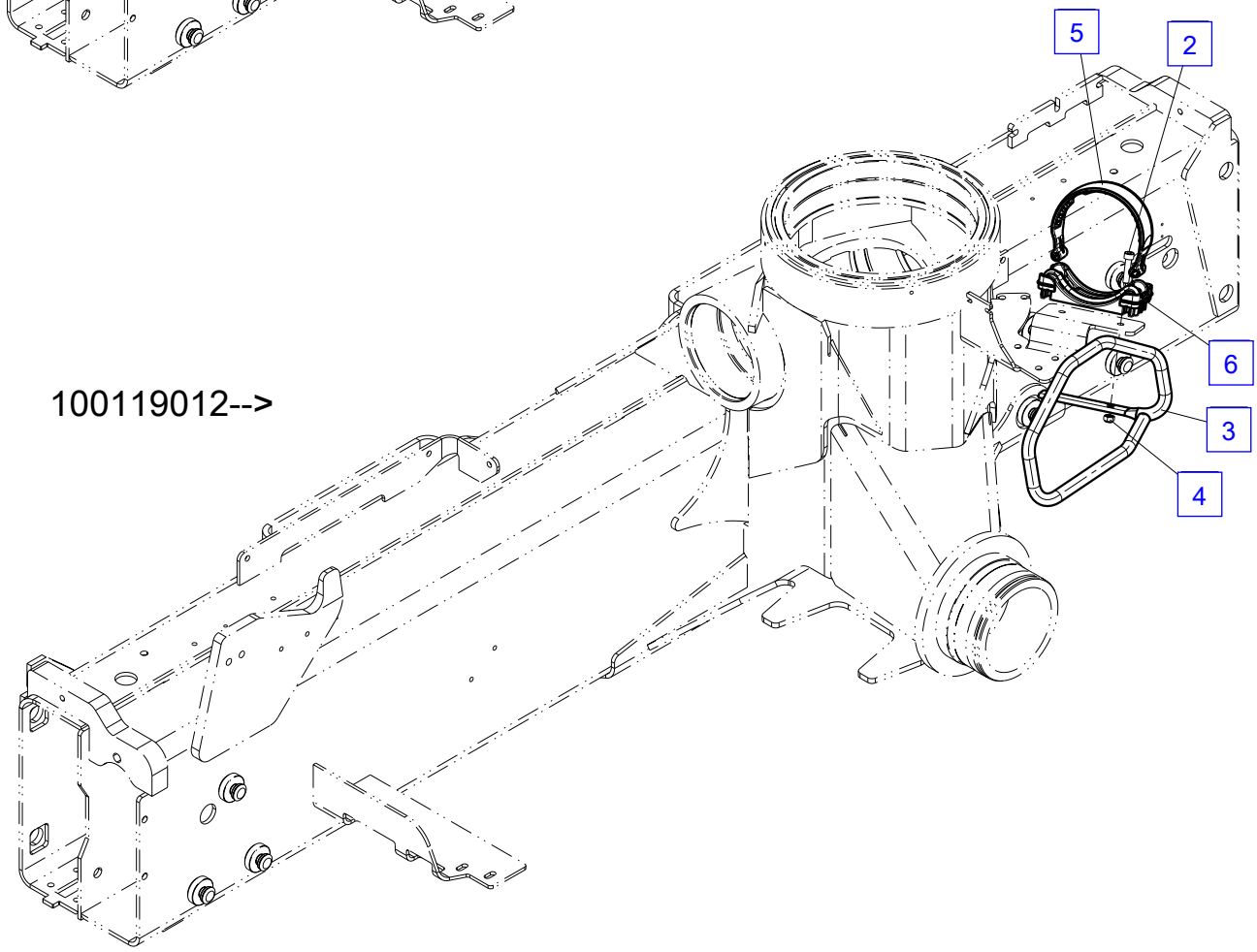

Attachments - Clamp housing

No.	Spare part	Qty.	Description	Dimension
1	ES 087	4	Screw	M 6x30 - 8.8 - ISO4762
2	EEA11683	1	Connection box	220x120x91
	ES3567	4	Screw	M 6x25 ISO4762
	ES3568	4	Screw	M 6x30 ISO4762
	ES3569	4	Screw	M 6x35 ISO4762
3	HA6654	1	Bracket	PALTRONIC
4	EM 014	4	Nut	DIN 985-8 M 6
5	ES 264	2	Screw	M8x16 ISO4762- 8.8
6	EK 003	2	Washer	D 8.4 ISO7089
7	EEA3685	1	Connection box	125x80x57 mm
8	ES 852	2	Screw	ISO4762 M 4 x 10
9	ES 105	2	Screw	M 6x40 ISO4762 10.9
10	EEA3936	1	Connection box	140x140x92
11	HBS1361	2	Bushing	l=16 mm
12	EEA3688	1	Connection box 2xM 25x1.5+6xM 32x1.5	360x160x90 mm
	ES3567	4	Screw	M 6x25 ISO4762
	ES3568	4	Screw	M 6x30 ISO4762
	ES3569	4	Screw	M 6x35 ISO4762
13	ES 856	3	Screw	M 6x35 ISO4762- 8.8
14	EEA4457	1	Connection box 7xM 20x1.5+9xM 32x1.5	330x230x110 mm
	EEA6440	1	Construction joint kit	
	ES3569	4	Screw	M 6x35 ISO4762
	ES3567	4	Screw	M 6x25 ISO4762
	ES3568	4	Screw	M 6x30 ISO4762
15	HA11496	1	Bearer	
16	EK 007	3	Washer	D 10.5 ISO7089
17	ES 031	3	Screw	M 10x30 ISO4762-10.9
18	EM 021	3	Nut	DIN 985 M10 CL8 ZB

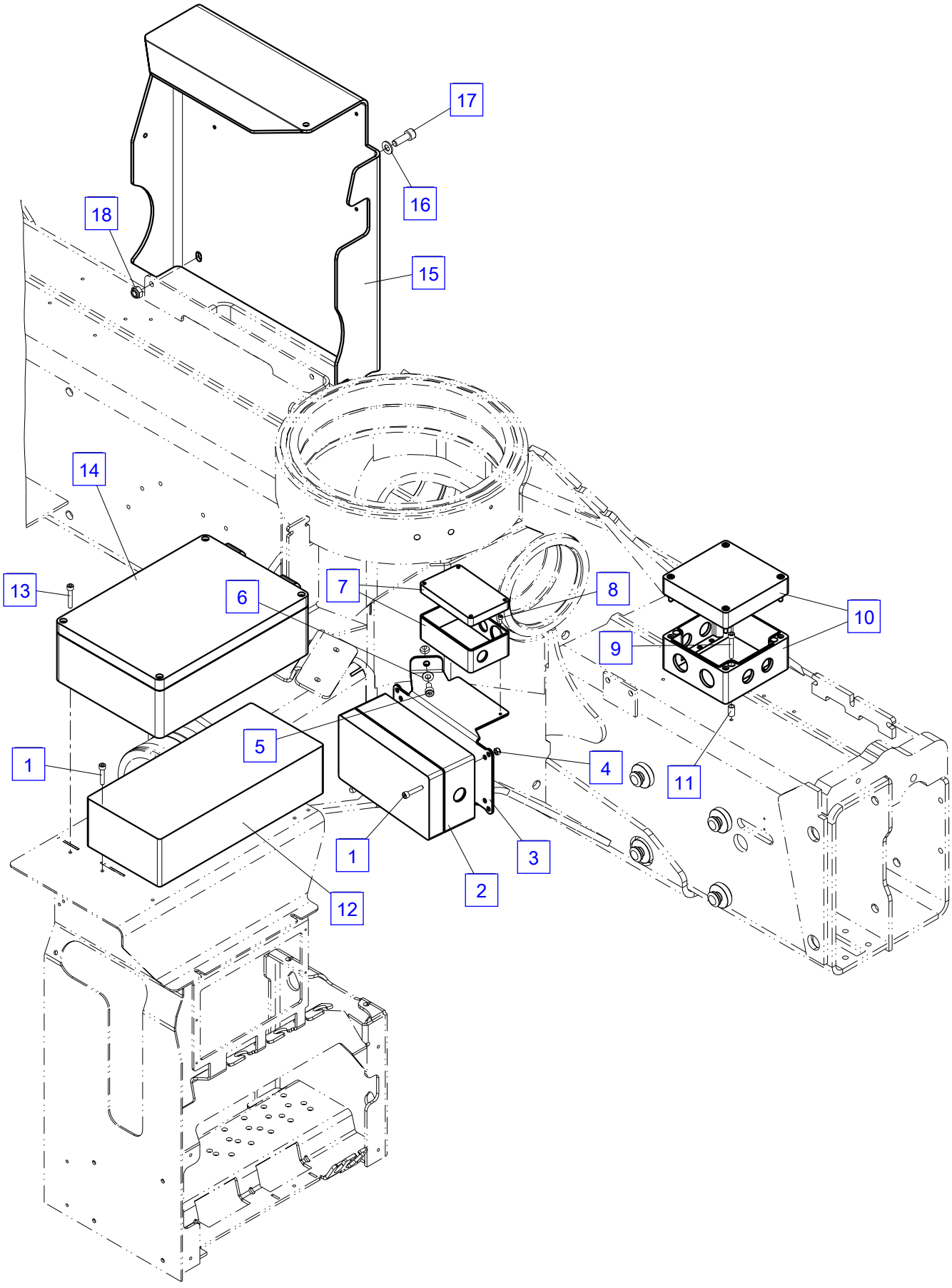
17
16
18
15
14
13
6
7
8
10
9
5
4
11
1
1
3
2
12

Valve bracket I,IKONS

No.	Spare part	Qty.	Description	Dimension
1	HXE 553	1	Bracket without lighting see page 0100.03201-A	
2	ES 414	2	Screw	M6x10 ISO4762 - 8.8
3	ES 175	1	Screw	M 6x16 ISO4762- 8.8
4	HXE 258	1	Bracket	
5	ES1165	1	Screw Control valve RS210	M 8x120 DIN 912
6	HBS2783	1	Spacer Control valve RS210	l=101 mm
7	ES1159	2	Screw Control valve RS210	M 8x80 ISO4762- 8.8
8	HBS2786	2	Spacer Control valve RS210	l=66 mm
9	HXE1684	2	Bearer	
10	EK 003	2	Washer	D 8.4 ISO7089
11	EM 026	2	Nut	M 8 DIN 985
12	ES2496	3	Screw	M 6x16 ISO7380-10.9
13	HA3664	1	Cover	
14	EZ 578	0	Edge protection (metro goods)	4-6 mm

Control system RS210

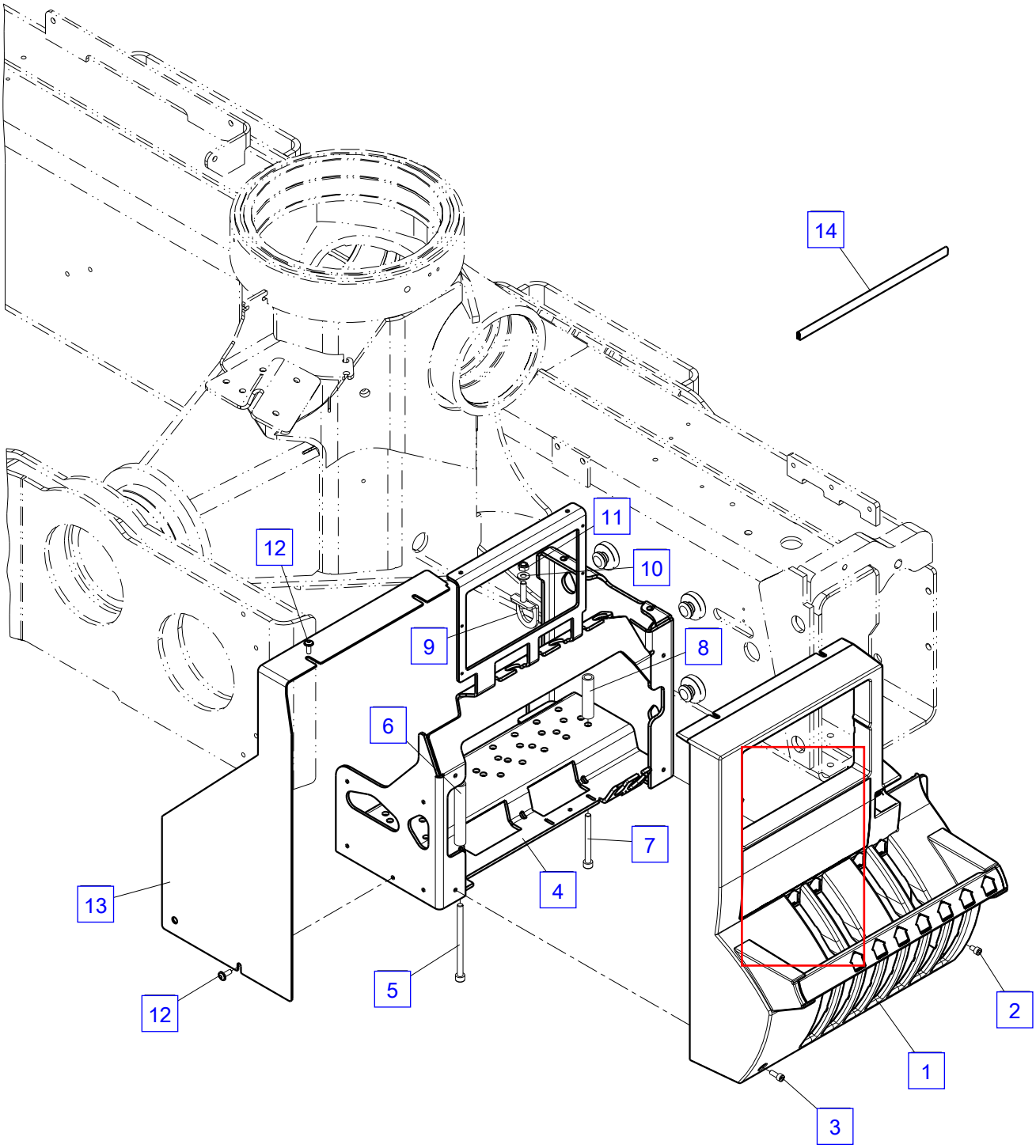

Valve bracket FL,I

No.	Spare part	Qty.	Description	Dimension
2	EK 848	1	Mirror	
3	EK1250	1	Inclinometer	
5	HP 037	1	Protection stirrup	
6	ES 994	1	Screw	4.2x19 ISO7049
7	HX 001	1	Cover	
8	HXE 553	1	Bracket without lighting	
9	HX 057	1	Cover	
10	ES 962	3	Screw	D 3x25 mm
11	EF 174	3	Spring	
12	EK 535	1	Cover	
14	EK 536	1	Cap	
15	EK 898	1	Control decal	
16	EK 517	1	Symbol sign	
17	EK 519	1	Symbol sign	
19	EK 540	1	Blind cover	

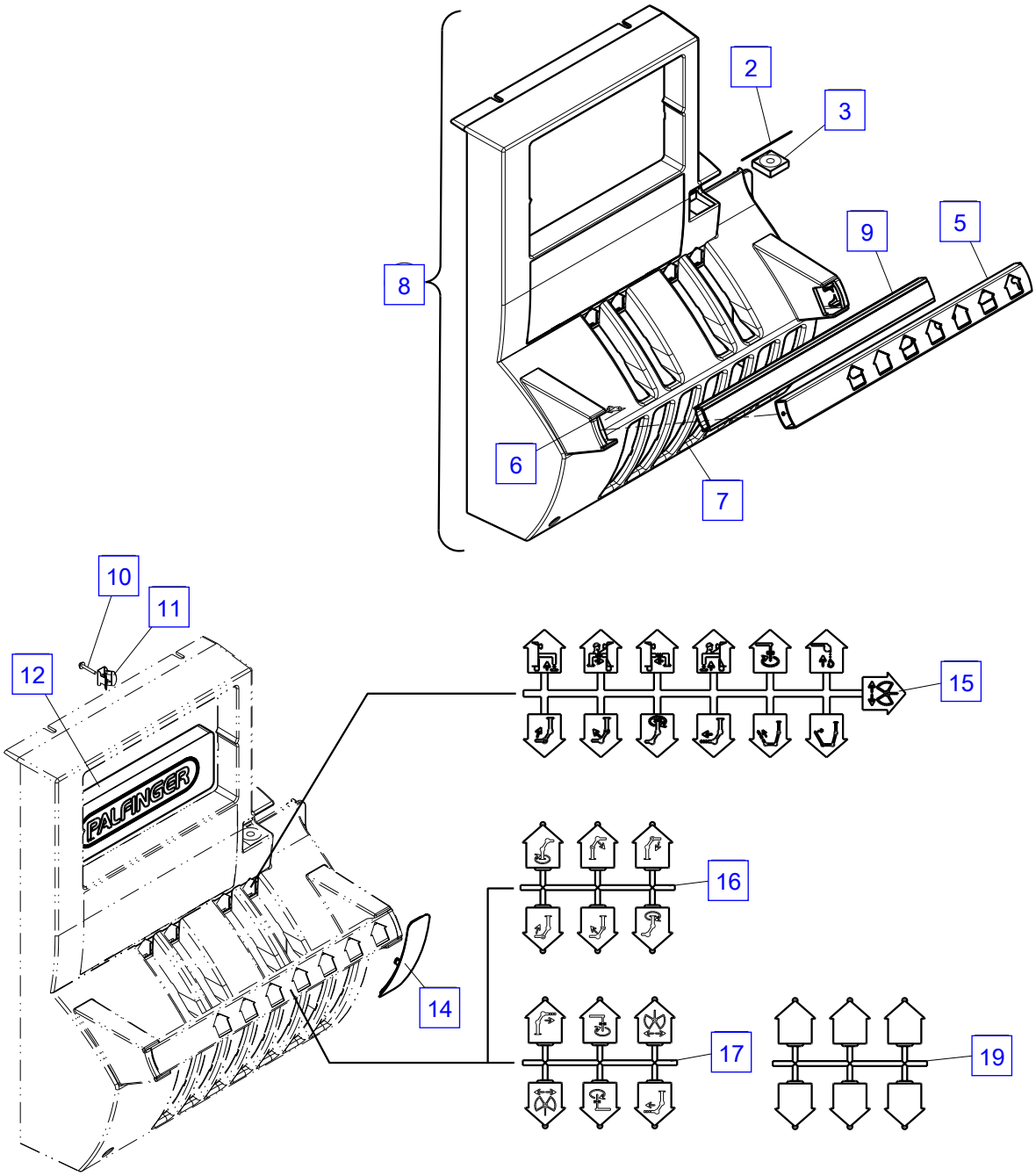
2
3
9
5
8
6
7
10
11
12
15
16
14
17
19

Bracket FL,I

No.	Spare part	Qty.	Description	Dimension
1	HXE1130	1	Bracket	
2	ES 090	3	Screw	D 5x12
3	HXE 259	1	Bracket	
4	EM 026	3	Nut	M 8 DIN 985
5	ES 879	4	Screw	M 6x10 - 8.8 - DIN 7984
6	EK 003	1	Washer	D 8.4 ISO7089
7	HXE1684	1	Bearer	
8	EM 224	2	Nut	
9	ES1154	2	Screw	M 8x60 ISO4762- 8.8
10	ES 374	1	Screw	M 8x12 ISO4762- 8.8
11	HXE 560	1	Bracket without lighting see page 0100.04001-A	
12	HT10270	1	Fastening plate	
13	HXE3555	1	Protection stirrup	

Control system VDM07

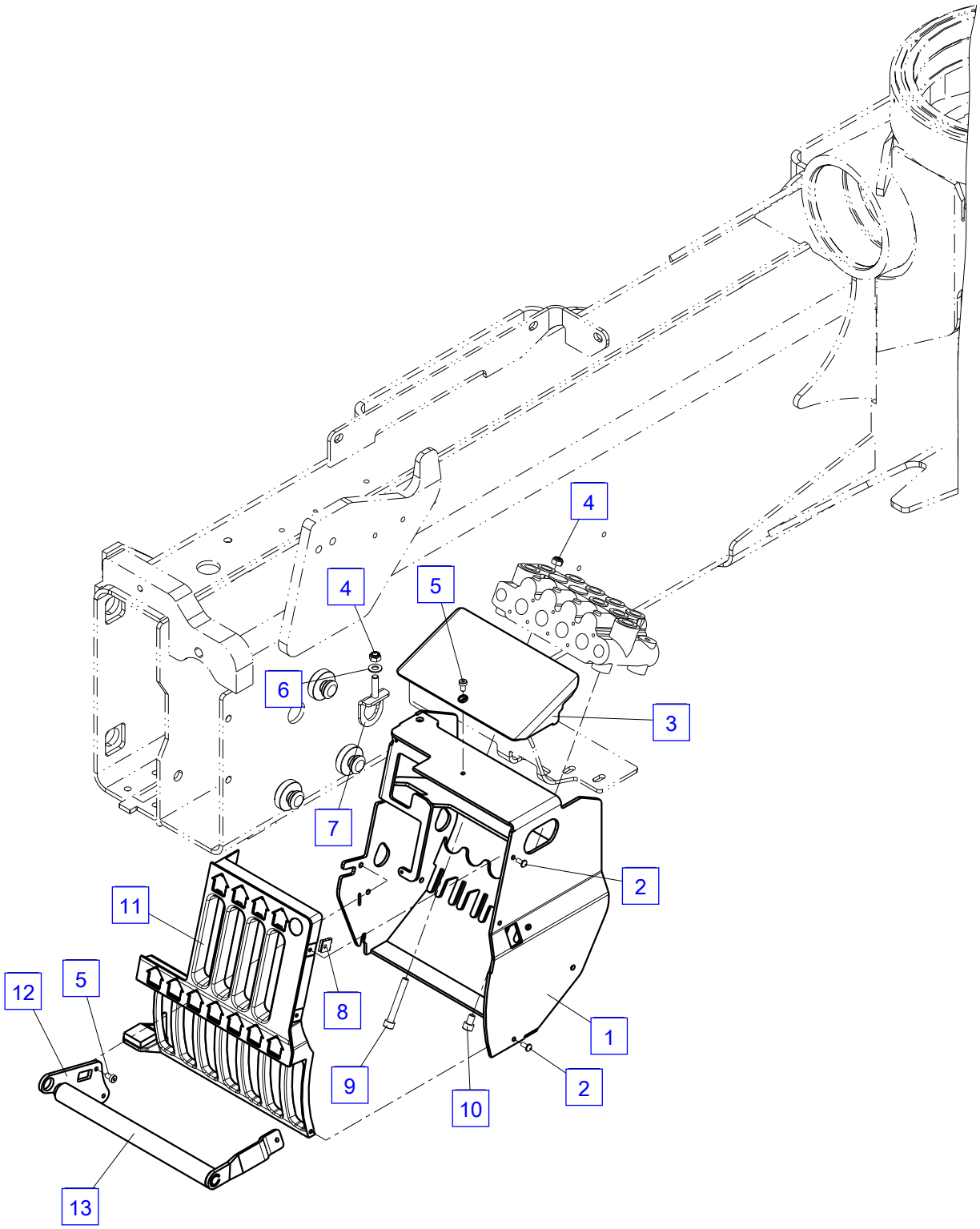

Bracket FL,I

No.	Spare part	Qty.	Description	Dimension
3	EK1250	1	Inclinometer	
4	HX 031	1	Cover	
5	HXE 560	1	Bracket without lighting	
6	HX 073	1	Cover	
7	EZ1580	1	Blind plug	
9	EK 538	1	Cap	
10	EK 898	1	Control decal	
11	EK 517	1	Symbol sign	
12	EK 519	1	Symbol sign	
14	EK 540	1	Blind cover	

Bracket FL,I

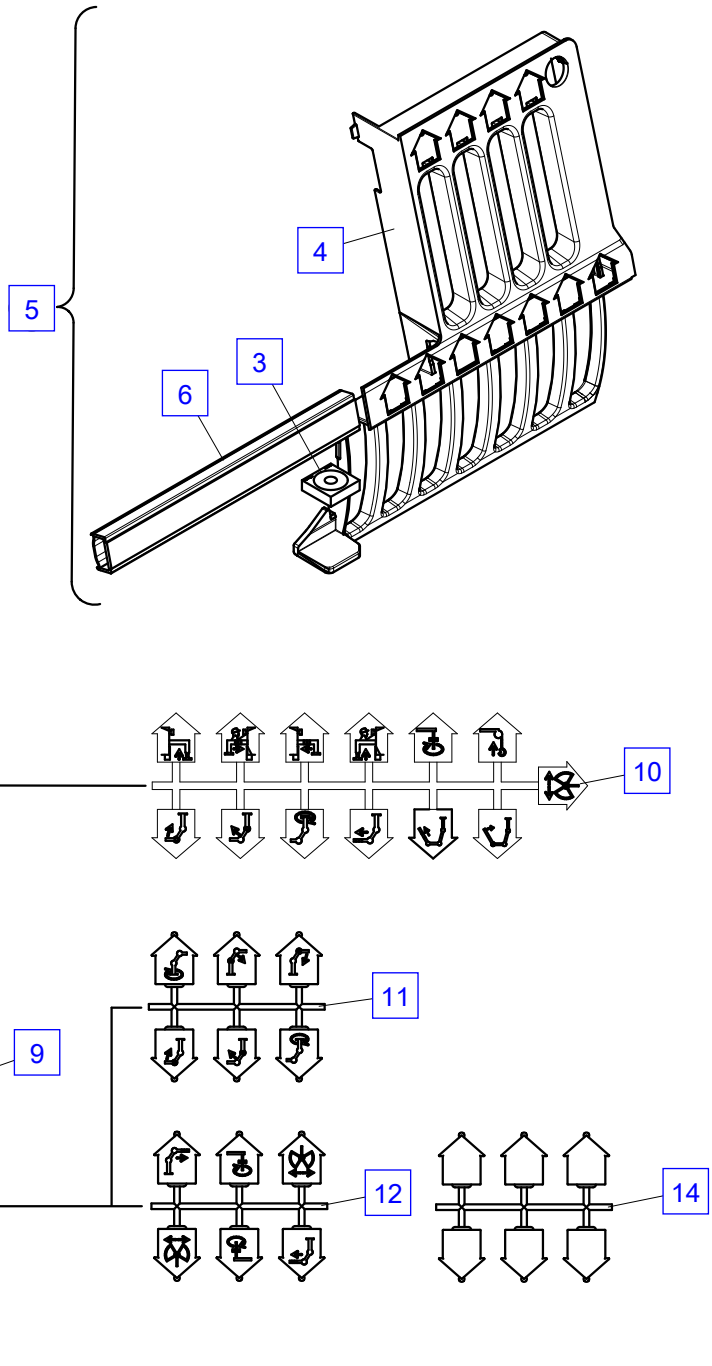

Slewing system

No.	Spare part	Qty.	Description	Dimension
1	HY 597B+XXXXX	2	Cylinder tube (Special colour, XXXXX = color code)	
2	EO 121	2	O-ring	D 134,5x3
3	EQ 076	2	Circlip	D 80 DIN 471
4	ES1433	2	Screw	M 16x30 DIN 961-10.9
5	EK 411	2	Washer	D 17 ISO7089
6	ED1226	2	Guide ring	D125x120x14,8
7	HK 643	2	Piston	
8	ED1227	2	Seal ring	D125x105x12,5
9	HK 642	2	Piston	
10	EO 061	2	O-ring	D37,5x3,55
11	HZS 073	1	Rack	
12	EO 027	2	O-ring	D 11,3x2,4
13	HF 502	1	Guide block	45 mm
14	HIG 502	1	Grease tube	
15	EA 039	2	Fitting	GE 12S R3/8"-ED
16	HLR13523	1	Pipe	D 12
17	EA 183	2	Fitting	GE 12S R1/2"-ED
18	EV8883-210	1	Load holding valve	210 bar
	TD1600	1	Seal kit	
19	HLR13522	1	Pipe	D 12
20	EM 026	4	Nut	M 8 DIN 985
21	ES 265	2	Screw	M 8x20 ISO4762- 8.8
22	HA6639	1	Bracket	
23	ES 432	2	Screw	M 8x50 ISO4762- 8.8
24	HA4734	1	Bracket	
25	ES1152	2	Screw	M 8x55 ISO4762- 8.8
26	EV4693A	1	2/2 solenoid valve without choke for ISC	40 l/min
27	ES1387	2	Screw	M 6x65 ISO4762- 8.8
28	EV4710	1	Magnet coil d=13 mm	26V

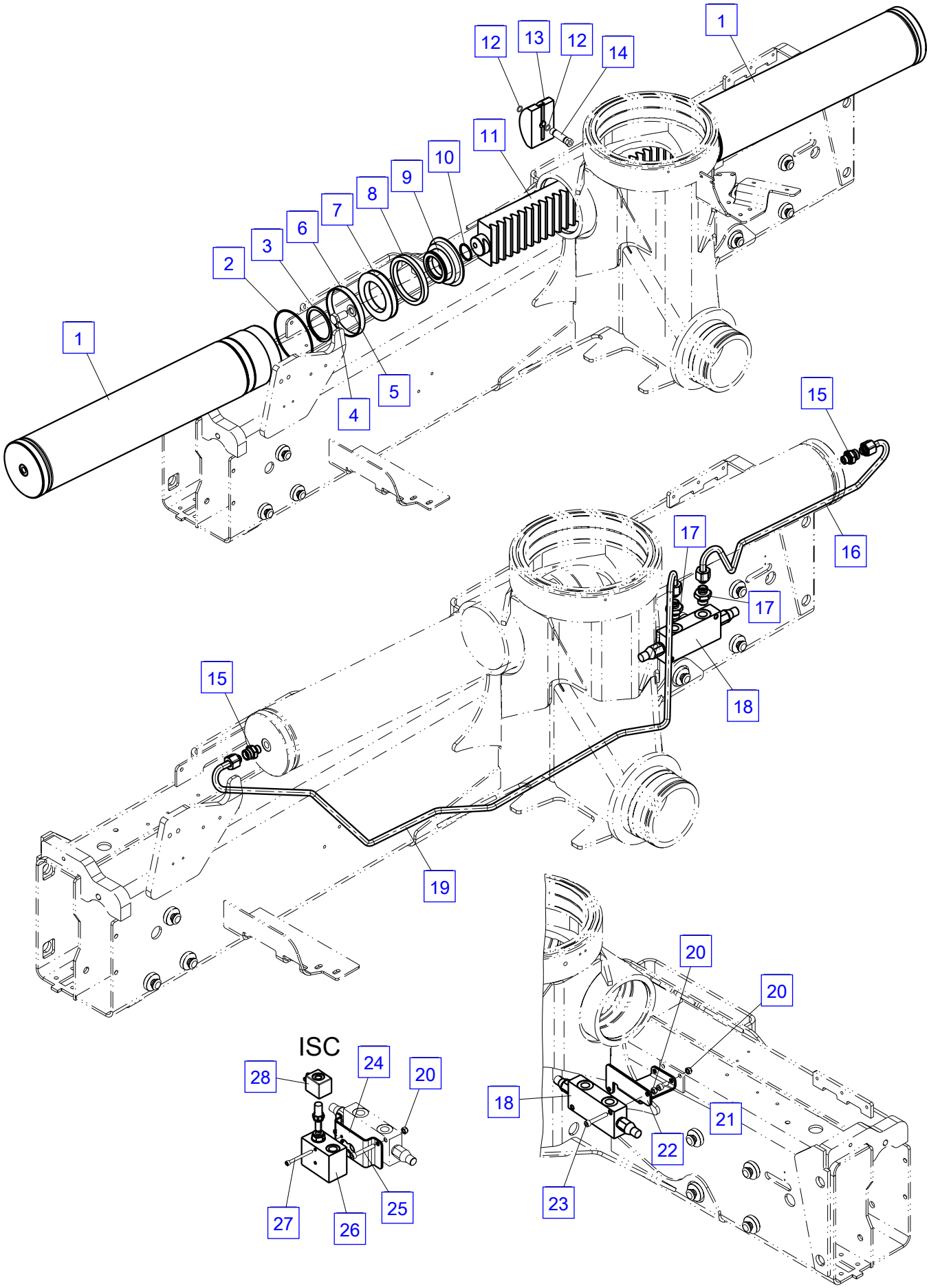
1
12
13
12
14
11
10
9
8
7
6
3
2
1
5
4
15
16
17
17
18
15
19
20
20
18
21
22
23
ISC
28
24
20
25
27
26

Piping - slewing system FL

No.	Spare part	Qty.	Description	Dimension
1	EH2304	2	Hose	NW 8x550
2	EA 183	2	Fitting	GE 12S R1/2"-ED

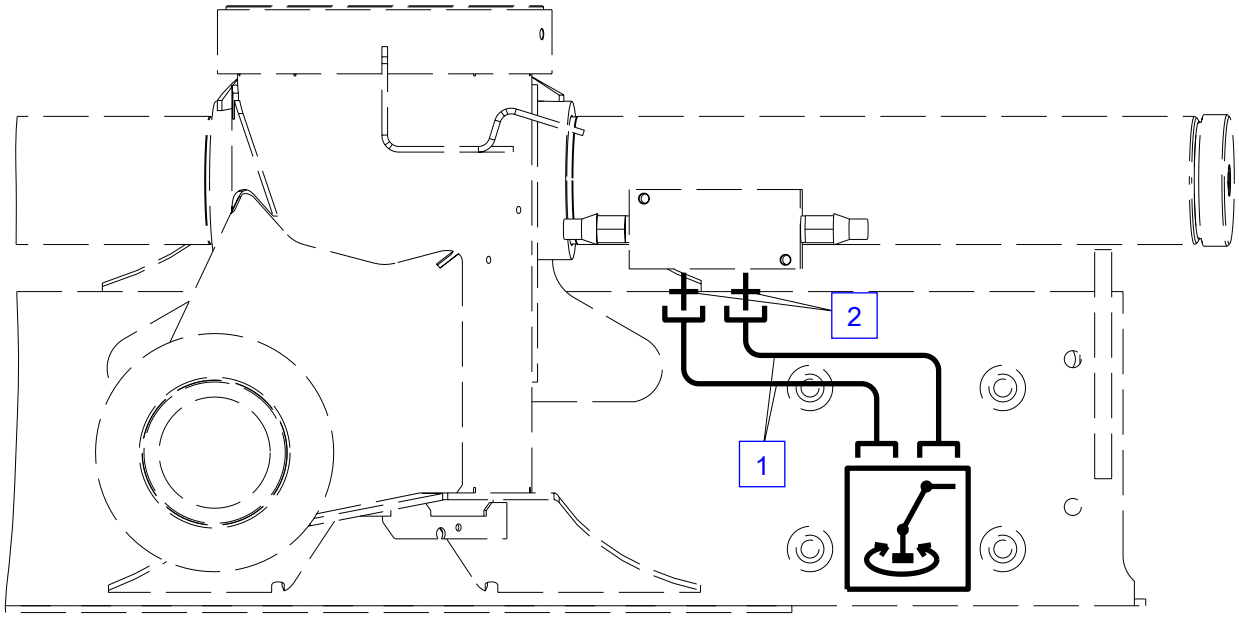
2
1

Piping - lube system

No.	Spare part	Qty.	Description	Dimension
1	HLA1098	1	Fitting	
2	HXE 714	1	Grease block	
3	ES 087	1	Screw	M 6x30 - 8.8 - ISO4762
4	EA 623	2	Fitting	WE 06-LM
5	EA 001	1	Adaptor	WH 06L M 10x1
6	EA 002	1	Fitting	GE 6L M10x1-ED
7	EA 265	4	Cutting ring	D 6 S
8	EA 641	4	Nut	M 6 L
9	EH1434	0	Grease hose Metered good	

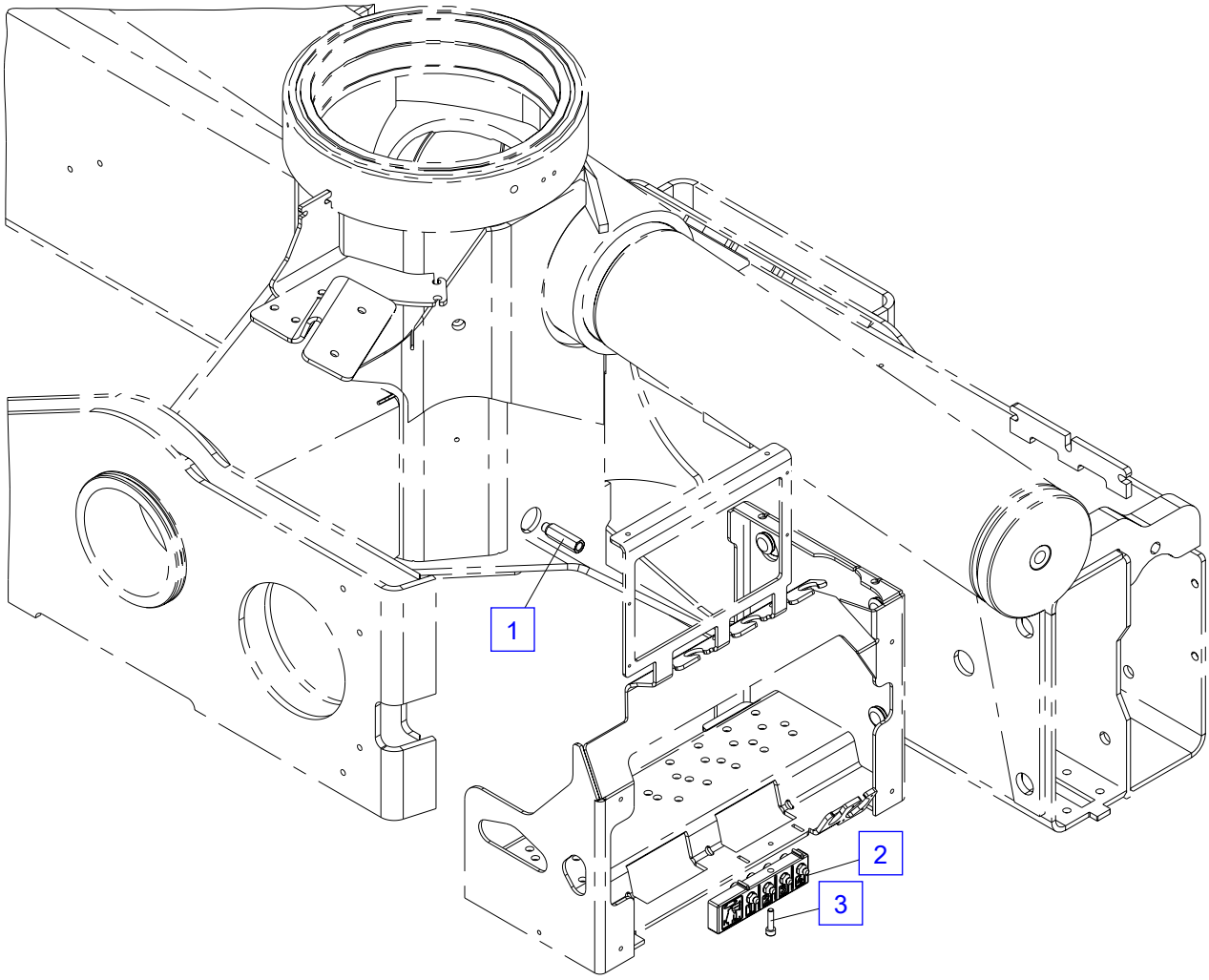
1
2
3

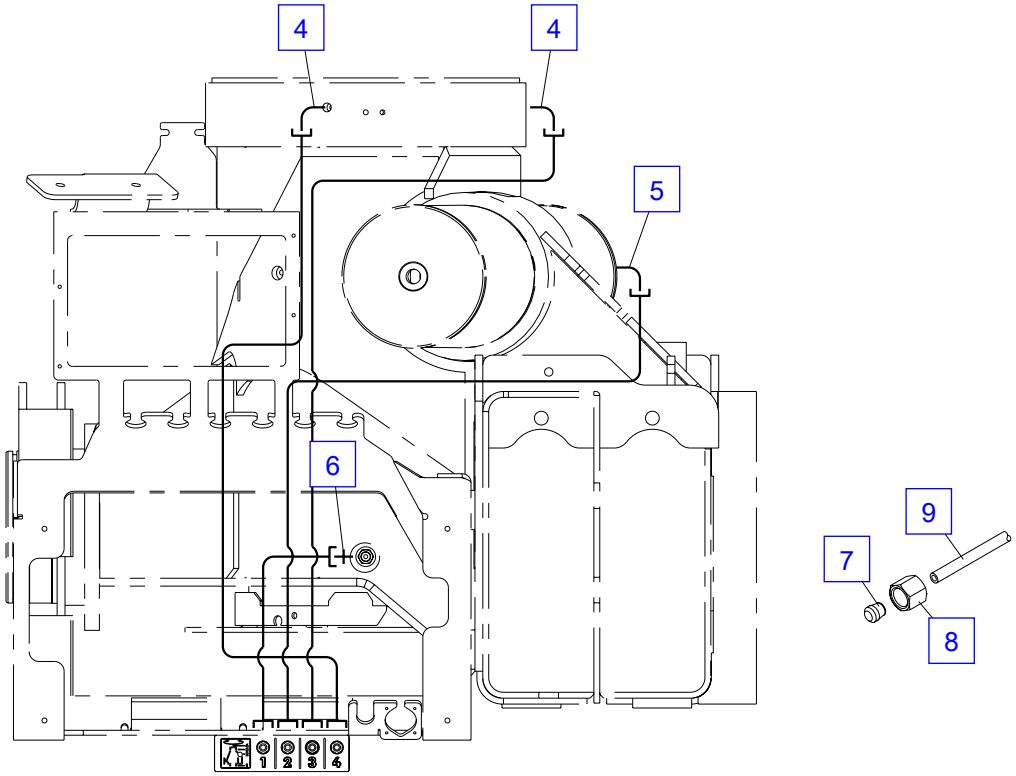
4
4
5
6
9
7
8

Piping - control FL,RS210,ISC

No.	Spare part	Qty.	Description	Dimension
1	EA 106	1	Nut	M 20 S
2	EA 345	1	Blind plug	VKA 20
3	EA 097	2	Fitting	GE 20S R3/4"-ED
4	EH 502	1	Hose	NW 16x600
5	EA 517	1	Pressure gauge connection	SVMA 8-S
6	HLR 1198	1	Pipe	D 8
7	EA 019	1	Angle fitting	EW 16S
8	HLR13537	1	Pipe	D 16
9	EA 237	1	Angle fitting	EW 18 L
10	HLR13538	1	Pipe (R2X,R3X)	D 18
11	EH3740	1	Hose for oil tank	NW 25x1400
12	EH1070	1	Hose	NW 16x500
13	EA 511	1	L-Coupling	EVL 18L
14	EA 240	1	Fitting	GE 18 L R1/2"
15	EH4558	1	Hose	NW 12x400
16	EA 074	2	Fitting	GE 16S R1/2"-ED

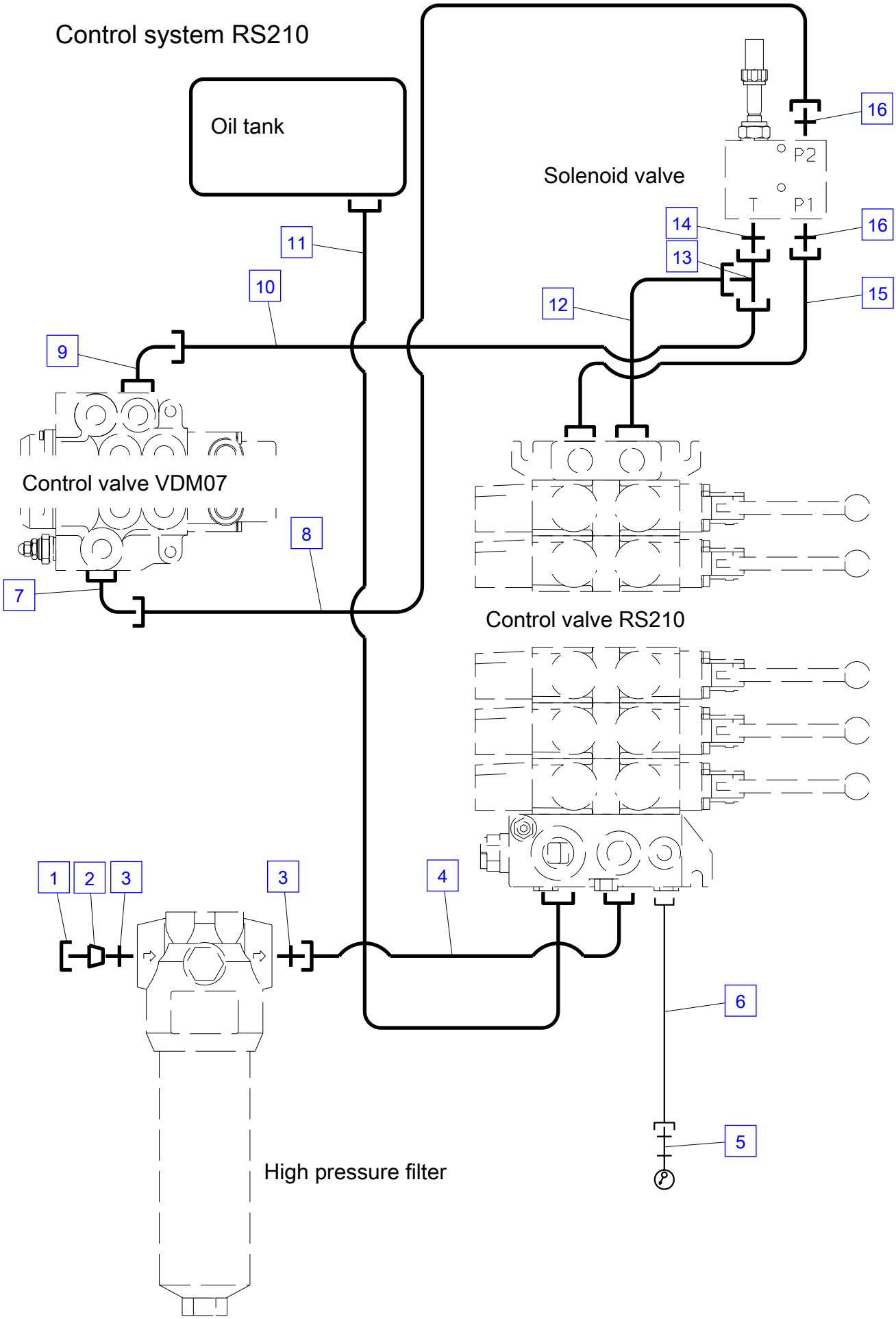
Control system RS210
Oil tank
Solenoid valve
P2
T
P1
16
14
13
12
15
11
10
9
Control valve VDM07
8
7
Control valve RS210
1
2
3
3
4
6
5
High pressure filter

Hoses FL,I

No.	Spare part	Qty.	Description	Dimension
1	EH7410	2	Hose	NW 10x4100
2	EH5164	2	Hose	NW 10x4200
3	EH5312	2	Hose	NW 12x7400
5	EH5672	4	Hose	NW 10x7650
7	EH1487	1	Protection hose	NW 50x750
8	EZ2787	1	Protection hose	NW 110x2200

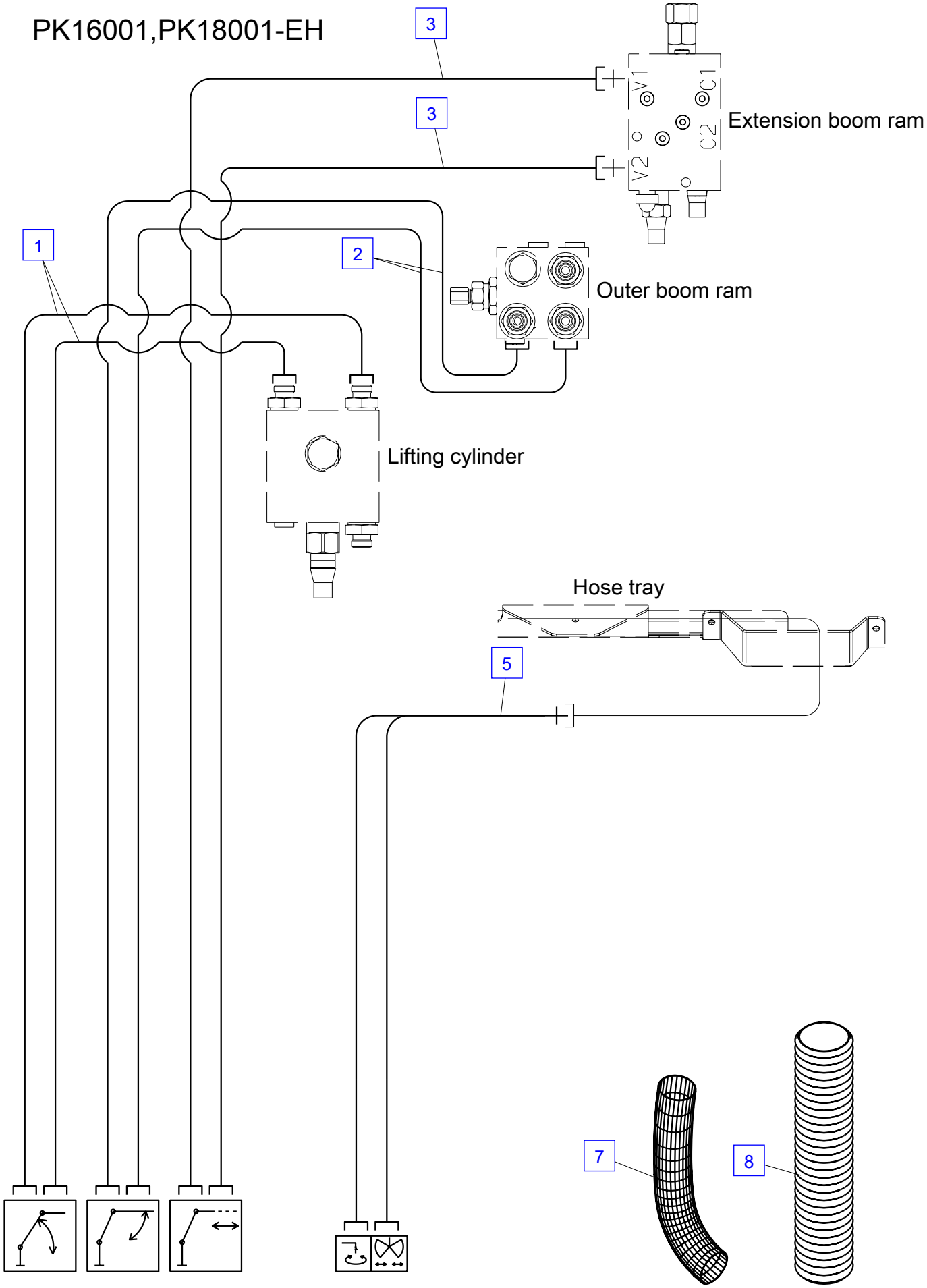
PK16001,PK18001-EH
3
3
V1
C1
C2
V2
Extension boom ram
1
2
Outer boom ram
Lifting cylinder
Hose tray
5
7
8

Extension box R3X

No.	Spare part	Qty.	Description	Dimension
1	HTR1192	2	Stop buffer	L0157 B0088 S0006
2	HF 834	2	Guide block	8 mm l=55 mm
2	HF 835	2	Guide block	9 mm l=55 mm
2	HF 836	2	Guide block	10 mm l=55 mm
3	HA7198	2	Sliding guide	2 mm
4	HA7199	2	Stiffening plate for HA7198	
5	HA7276	2	Stiffening plate	4 mm
5	HA7705	2	Sliding guide	3 mm
6	EK 007	2	Washer	D 10.5 ISO7089
7	ES 024	2	Screw	M 10x16 ISO4762-10.9
8	EM 540	8	Nut	M 24x1.5 DIN 80705
9	HIG 653A	4	Pin	D024.0xL0037.0
10	HF 047	1	Guide	2 mm
10	HF 050	1	Guide	3 mm
10	HF 108	1	Guide	4 mm
10	HF 007	1	Guide	5 mm
10	HF 795	1	Guide	6 mm
10	HF 345	1	Guide	7 mm
10	HF 796	1	Guide	8 mm
10	HF2384	1	Guide	10 mm
11	EK 003	8	Washer	D 8.4 ISO7089
12	ES 374	8	Screw	M 8x12 ISO4762- 8.8
13	EM 026	2	Nut	M 8 DIN 985
14	HA8836	1	Protection stirrup	
15	ES 265	2	Screw	M 8x20 ISO4762- 8.8
16	S205A30-B	2	Extension box	
17	ES 142	8	Screw	M 10x12 ISO14581- 8.8
18	HTR1278	2	Guide block	6 mm
18	HTR1246	2	Guide block	8 mm
19	S205A31-B	2	Extension box	
20	HTR1279	2	Guide block	8 mm
20	HTR3883	2	Guide block	6 mm
21	UP2910	2	Outrigger extension cylinder HPSC see page 0100.10202-A	
22	EM 031	2	Nut	M 16 DIN 985
23	EK 301	2	Washer	D 12 ISO7089-A2-HV140
24	ES 458	2	Screw	M 12x50 ISO4762-10.9
25	EM 003	4	Nut	M 8 DIN 934-8
26	ES 013	4	Screw	M 8x30 DIN 933
27	HF 608A	1	Guide	1,5 mm
27	HF 575A	1	Guide	2 mm
27	HIA 130A	1	Guide	3 mm
27	HF 576A	1	Guide	4 mm
27	HF 577A	1	Guide	5 mm
27	HF 578A	1	Guide	6 mm
27	HF 727A	1	Guide	7 mm
27	HF 728A	1	Guide	8 mm
27	HF 899A	1	Guide	9 mm
27	HF 900A	1	Guide	10 mm

R3X

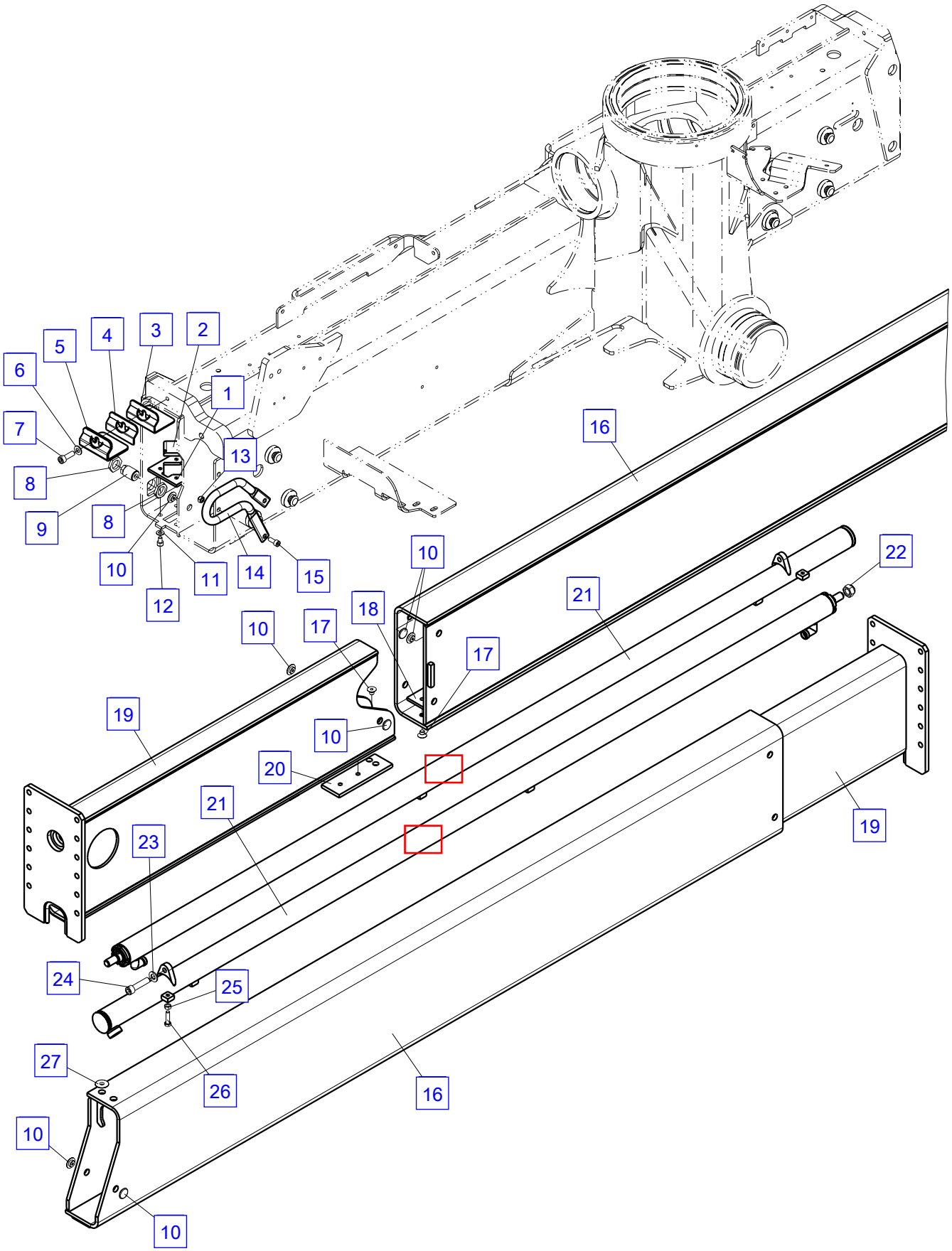
1
2
3
4
5
6
7
8
8
9
10
10
10
10
10
10
11
12
13
14
15
16
16
17
17
18
19
19
20
21
21
22
23
24
25
26
27

Outrigger extension cylinder UP2910

No.	Spare part	Qty.	Description	Dimension
1	UP2910	1	Outrigger extension cylinder HPSC	
2	HY2123	1	Cylinder tube	
3	TD 526A	1	Seal kit	
4	EQ1487M	1	Circlip	D 20 DIN 472
5	EZ4848	1	Solenoid	
6	EK2610	1	Spacer	
7	HSK1876	1	Piston rod	
8	HV 437A	1	Cylinder nut	M044x1.5 d025xL052
9	EEA10151	1	Linear position sensor 4-20 mA	Measuring range 2150 mm Cable 5 m
	TD1778	1	Seal kit	
10	ES 574	3	Screw	M 6x40 ISO4762-A2-70

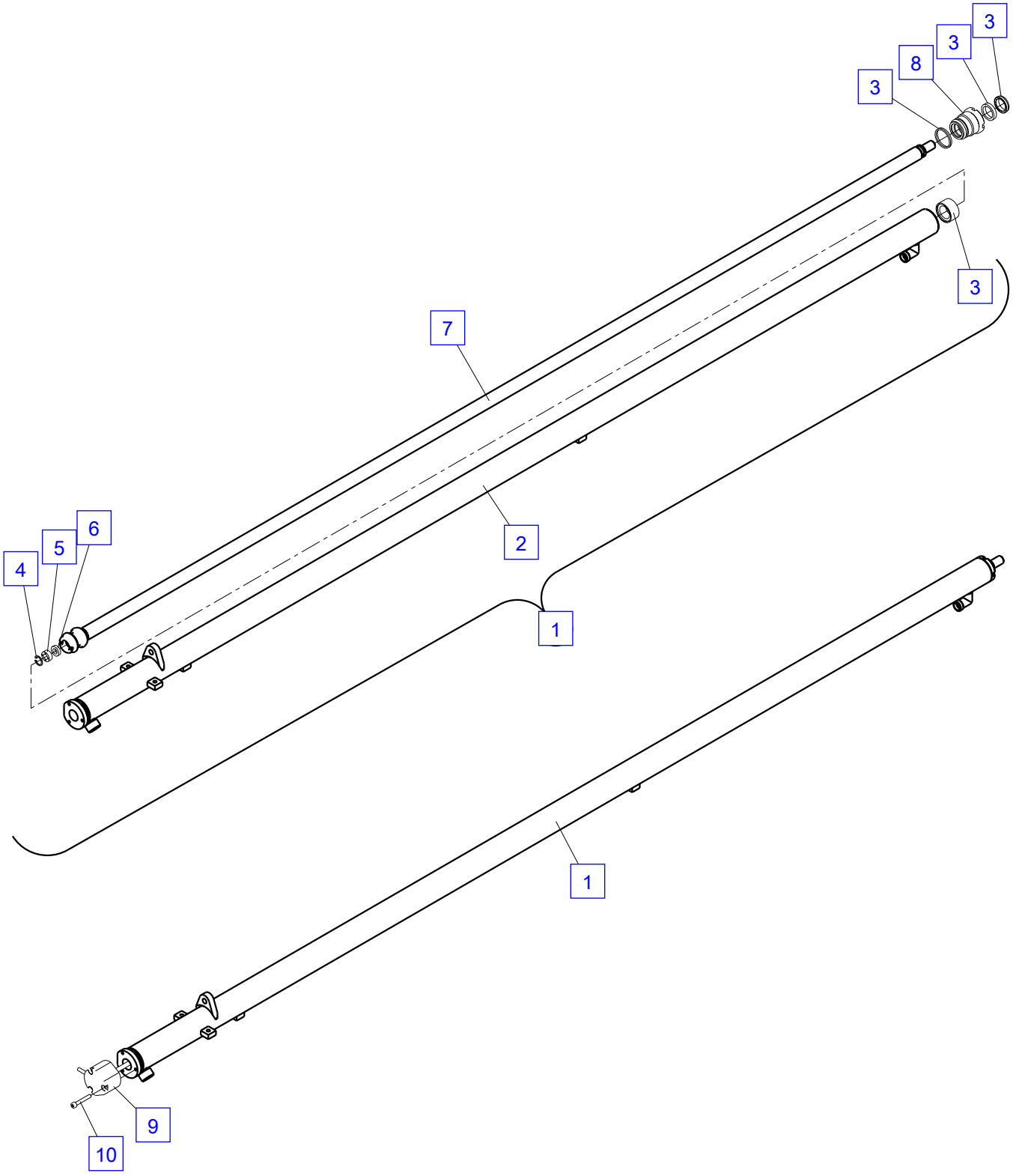
3
3
8
3
3
7
2
6
5
4
1
1
9
10

Hose tray R3X

No.	Spare part	Qty.	Description	Dimension
1	HX 611	2	Clip	L0058.2xB0039.1 xS003.0
2	ES 297	2	Screw	M 8x25 ISO14581- 8.8
3	HTR 976	1	Fastening plate	
4	EZ 437	28	Chain link	
5	EZ1368	1	Special single part	
6	ES1329	2	Screw	M6x20 ISO14581- 8.8
7	EK 567	4	Washer	D 6
8	EM 014	4	Nut	DIN 985-8 M 6
9	HF 281	1	Guide	13.5 mm
10	EZ1367	1	Special single part	
11	ES 418	2	Screw	M6x16 ISO14581- 8.8
12	HA2598	1	Hose tray	
13	ES1146	2	Screw	M 6x14 ISO4762- 8.8

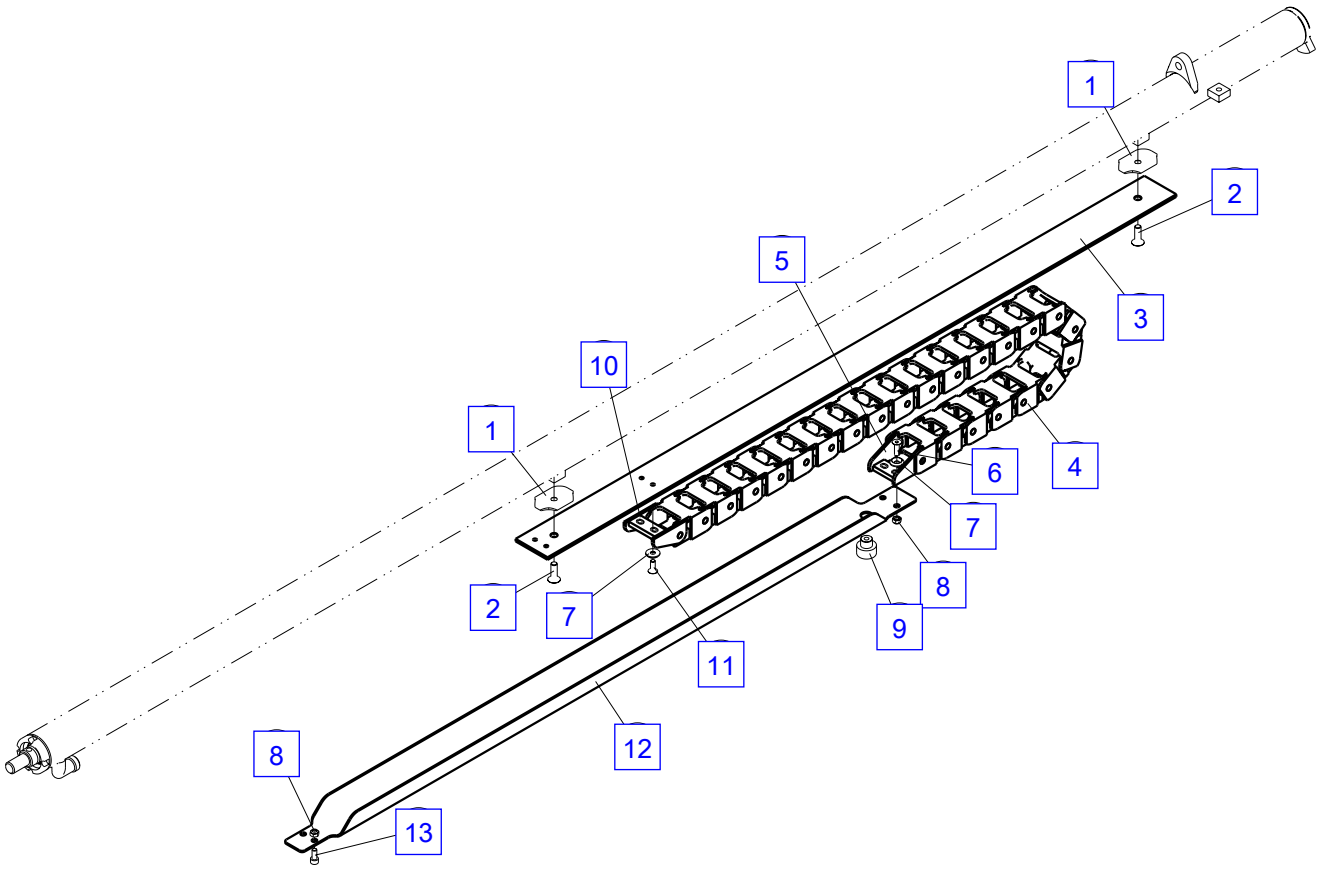
1
2
5
3
10
1
6
4
7
2
7
8
9
11
8
12
13

Tread roller ISC-S,HPSC

No.	Spare part	Qty.	Description	Dimension
1	HT8878	1	Distance plate	1 mm
1	HT8879	1	Distance plate	2 mm
1	HT8880	1	Distance plate	4 mm
1	HT11247	1	Distance plate	0,5 mm
2	HXE3554	1	Tread roller see page 0100.10231-A	D=70 mm
3	EK 003	4	Washer	D 8.4 ISO7089
4	ES 374	4	Screw	M 8x12 ISO4762- 8.8

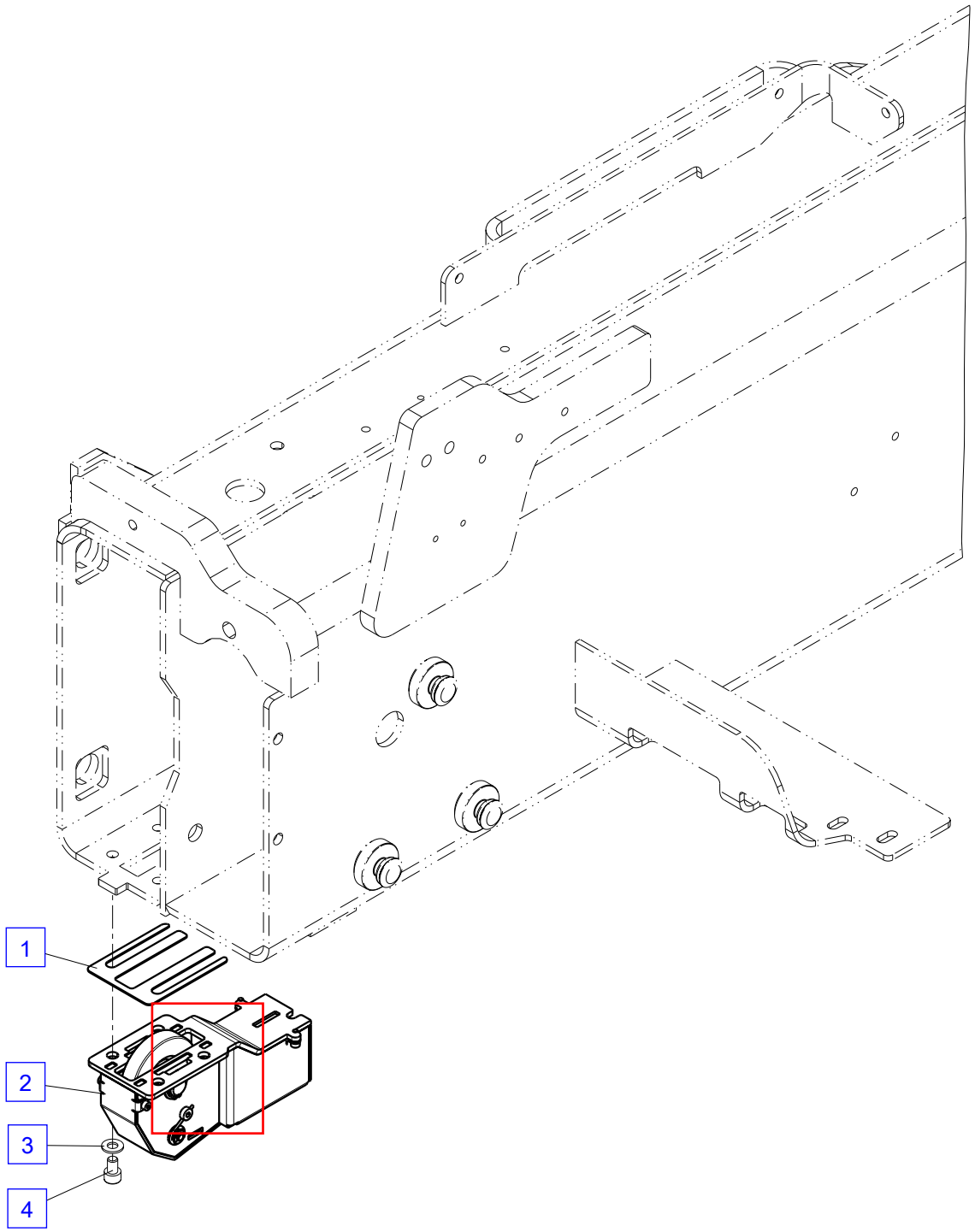
1
2
3
4

Tread roller

No.	Spare part	Qty.	Description	Dimension
1	HXE3554	1	Tread roller	D=70 mm
2	HA4842	1	Cover	
3	HI3316	2	Pin	
4	HT8881	1	Lever	
5	ELW 266	1	Ball bearing	d008xD016x05
6	EQ 052	2	Safety washer	D 5 DIN 6799
7	EK 190	2	Washer	DIN134-06-ST
8	HI3317	1	Pin	
9	HBS3177	2	Bushing	
10	EF 192	1	Spring	
11	ES 879	2	Screw	M 6x10 - 8.8 - DIN 7984
12	EF 193	1	Spring	
13	EEA3987	1	Roller lever Plastic	l=42.5 mm, b=5 mm
14	EEA3986A	1	Drive	
15	HXE5232	1	Mounting bracket	
16	EEA3942	1	Limit switch	
17	EK 124	2	Washer	ISO7092 - A2 -140HV
18	EM 154	2	Nut	DIN 985 M4 CL8 ZB
19	EQ 285	1	Split pin	
20	EQ 873	2	Circlip	D 17 DIN 471
21	EK 689	2	Spacer	D 17/1 DIN 988
22	HT8991	2	Metal plate	
23	ELW 269	1	Ball bearing	D=70 mm
24	HI3315	1	Pin	

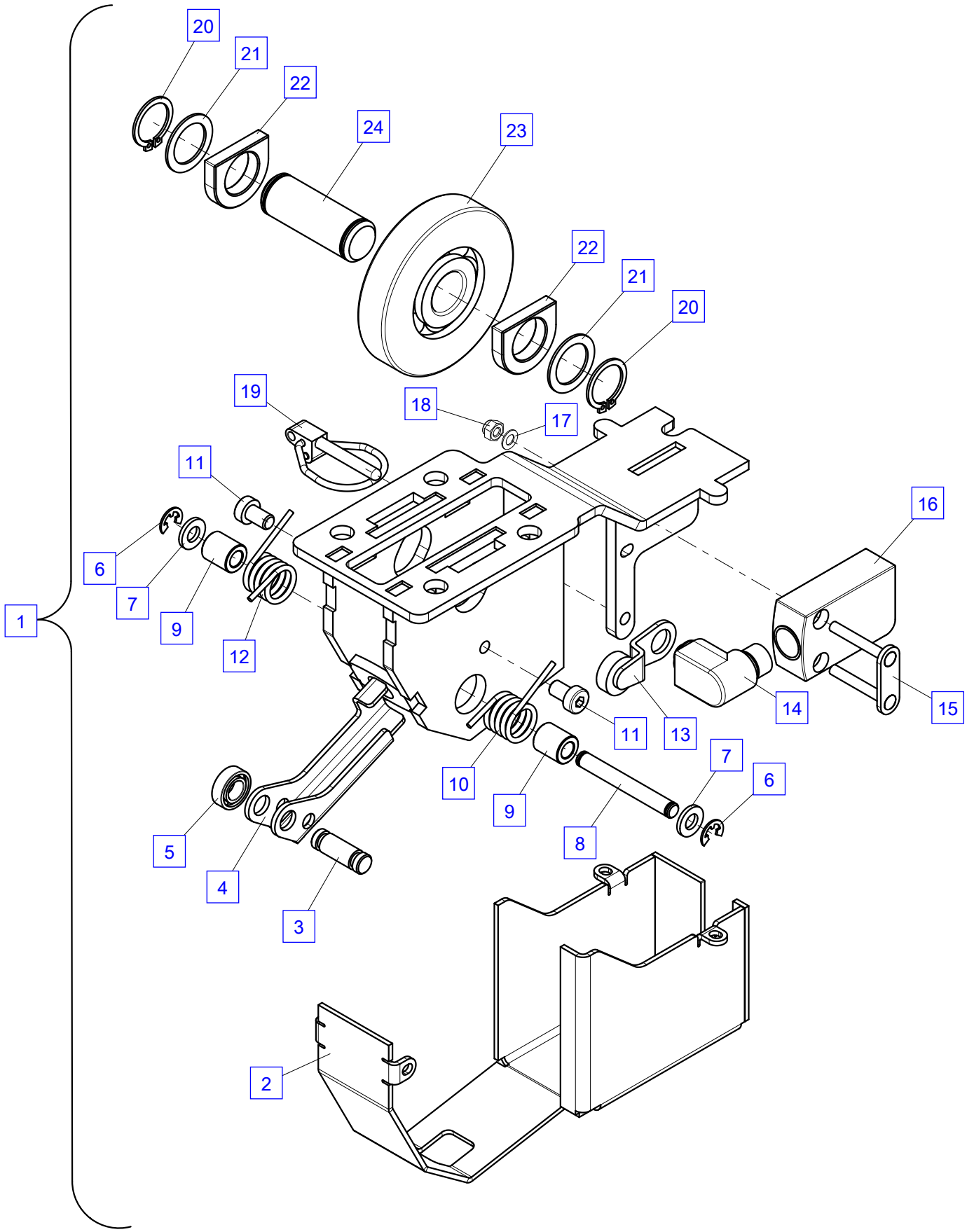
20
21
22
24
23
22
21
20
19
18
17
11
16
6
7
9
12
14
15
11
13
7
6
10
9
8
5
4
3
2
1

Extension - box piping R3X,VDM07

No.	Spare part	Qty.	Description	Dimension
1	HLR13514	1	Pipe	D 12
2	HLR13512	1	Pipe	D 12
3	HLR13513	1	Pipe	D 12
4	HLR13520	1	Pipe	D 12
5	HLR13517	1	Pipe	D 12
6	HLR13519	1	Pipe	D 12
7	HLR 9324A	2	Pipe	D 12
8	EA1749	2	Adaptor	WEE 12S 3/8"
9	EA 204	6	Fitting	G 12 S
10	HLR 9323A	2	Pipe	D 12
11	EH9730	1	Hose (STZY,STZY3,STZS3Y)	NW 8x4100
12	EA 195	2	Fitting	T 12-S
13	EH2512	1	Hose (STZY,STZY3,STZS3Y)	NW 8x4100
14	HLR 9322A	2	Pipe	D 12
15	UV423	2	Pretension valve, cpl. see page 0100.11801-A	80 bar
16	HLR13521	1	Pipe	D 12
17	EH2512	1	Hose (STZY,STZY3,STZYS3)	NW 8x4100
18	EH9730	1	Hose (STZY,STZY3,STZYS3)	NW 8x4100
19	HLR13516	1	Pipe	D 12
20	EH1487	2	Protection hose Tiltable stabilizer	NW 50x750

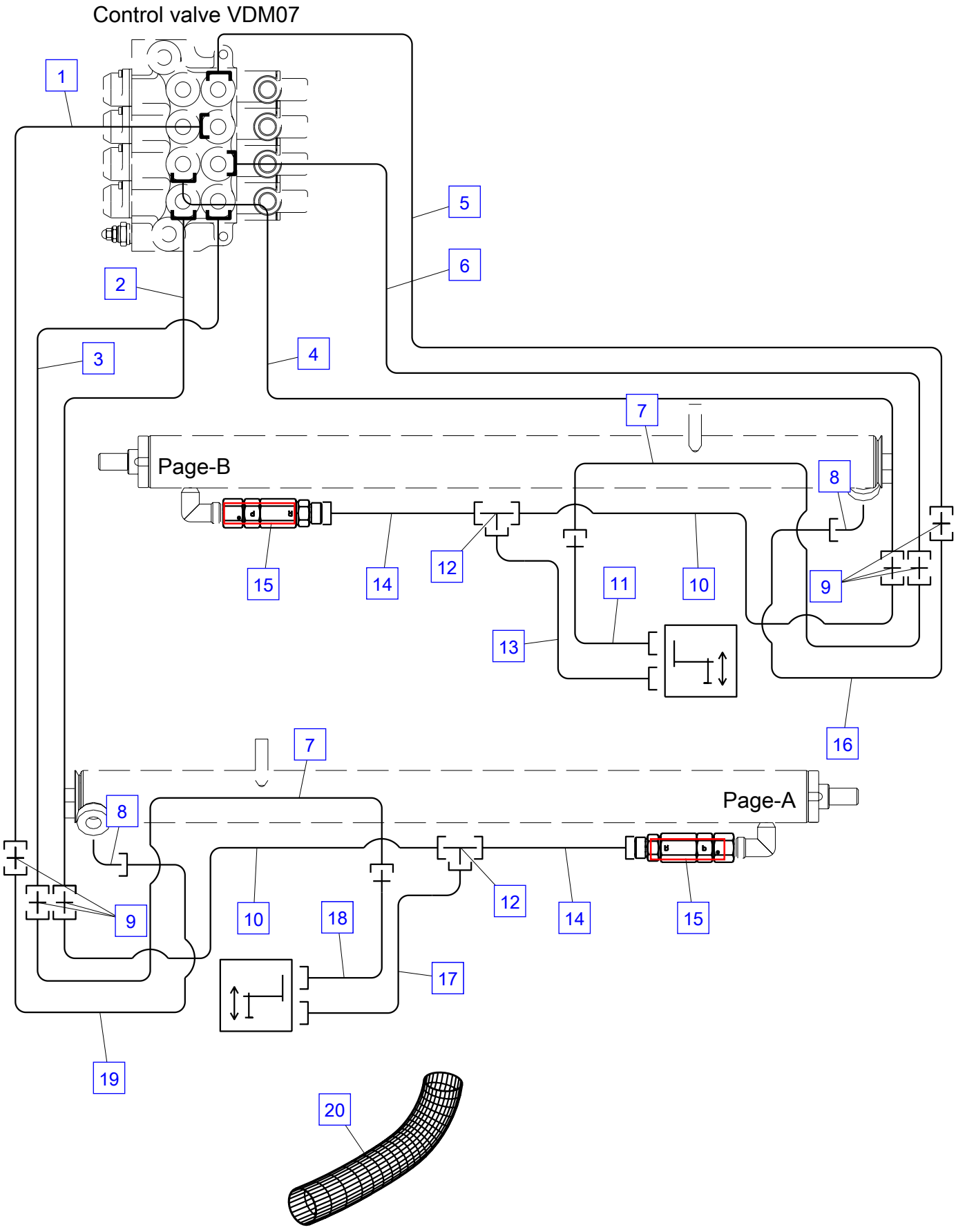
Control valve VDM07
1
2
3
4
5
6
7
8
9
10
11
12
13
14
15
16
17
18
19
20
Page-B
Page-A

Pretension valve UV423

No.	Spare part	Qty.	Description	Dimension
1	UV423	1	Pretension valve, cpl.	80 bar
2	EA 039	1	Fitting	GE 12S R3/8"-ED
3	EV4107/080	1	Pretension valve	

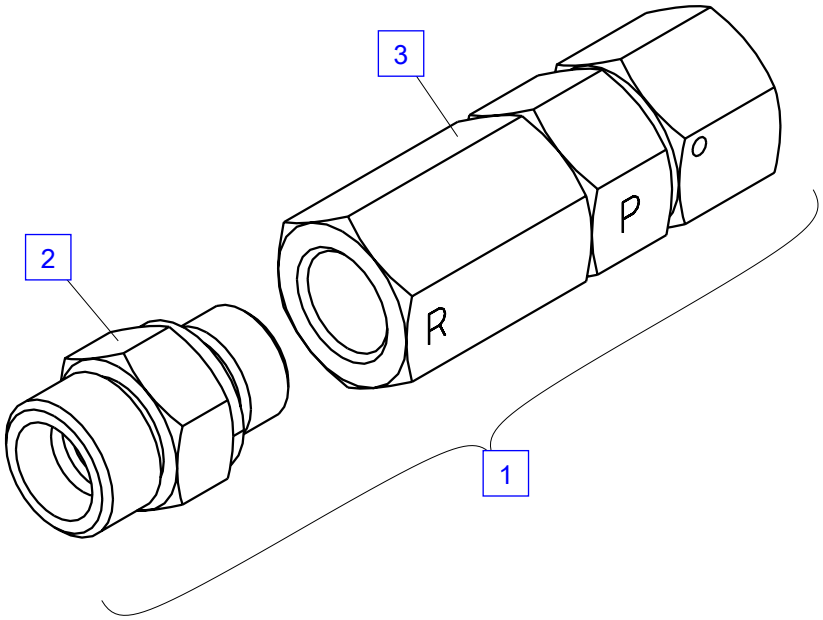
3
2
1
P
R
O

Support STZY3,R2X,R3X

No.	Spare part	Qty.	Description	Dimension
1	UP1902A	1	Stabilizer ram see page 0100.12501-A	l=981 mm
2	ES 240	2	Screw	M 12x25 ISO14581-8.8
3	HD 989	1	Cover	D0155.0xS010.0
4	HXE1711A	1	Stabilizer support	
5	ES 022	10	Screw	M 12x35 DIN 933
6	EM 158M	10	Nut	M 12 DIN 980
7	ES 041	10	Screw	M 12x25 ISO4762-10.9
8	EV4109B	1	Check valve see page 0100.12502-A	
9	EA 039	3	Fitting	GE 12S R3/8"-ED
10	EA 280	2	Angle fitting	EW 12 S
11	HLR17538	1	Pipe	D 12
12	EK 207	10	Washer	D 13 ISO7089

R2X,R3X

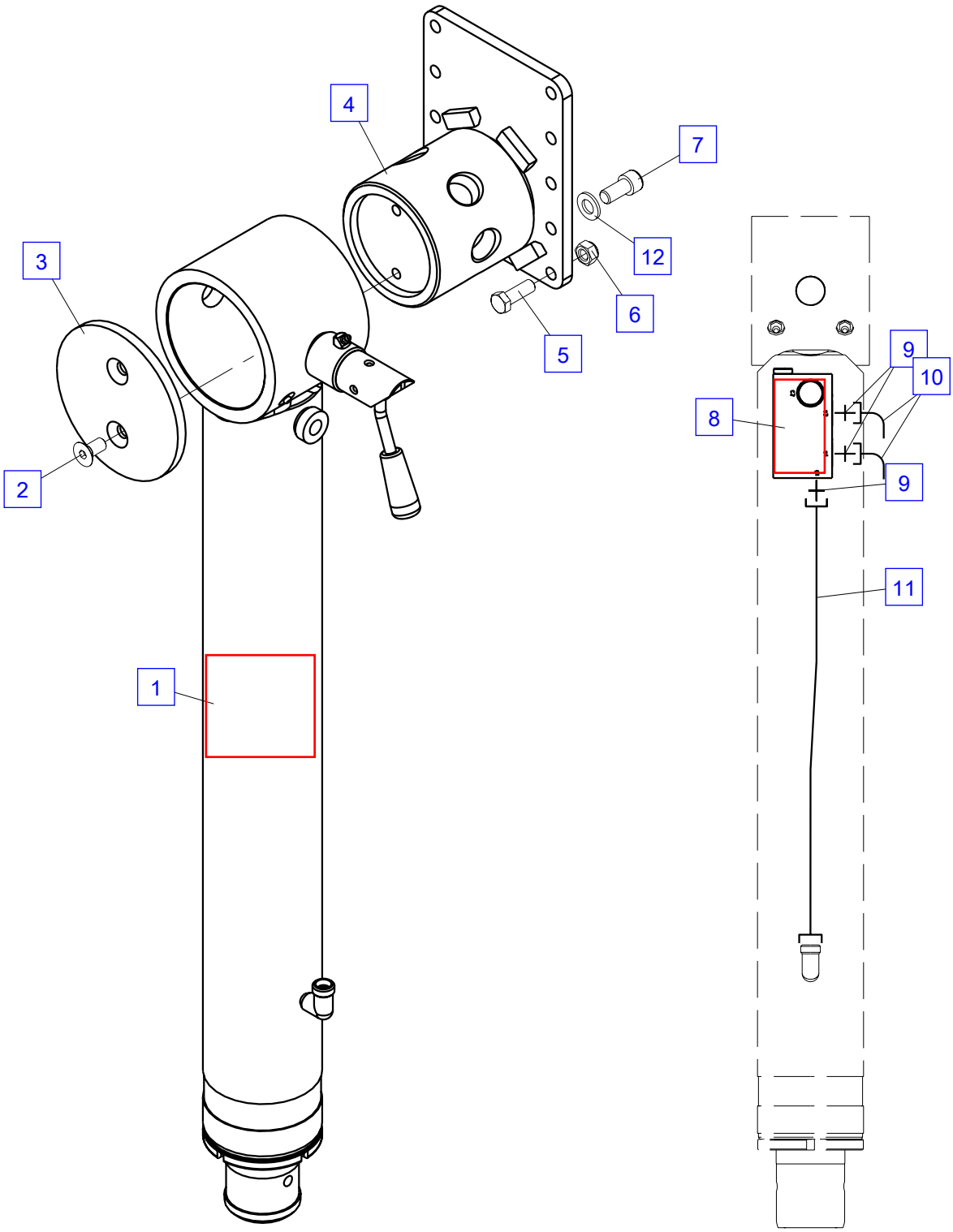

Stabilizer ram UP1902A

No.	Spare part	Qty.	Description	Dimension
	UP1902A	1	Stabilizer ram	l=981 mm
1	HY1656A	1	Cylinder tube	
2	EA 005	2	Grease nipple	M10x1 DIN71412
3	EZ6638	1	Hand lever	
4	EQ 299	1	Adapter sleeve	D 4x18 DIN 1481
5	HX 463	1	Bushing	
6	EA 558	1	Grease nipple	M 10x1 DIN71412
7	EF 061	1	Pressure spring	D 24.2.5x60
8	HI2738	1	Pin	
9	TD 596A	1	Seal kit	
10	HSK1492A	1	Piston rod	
11	HV 371A	1	Cylinder nut	

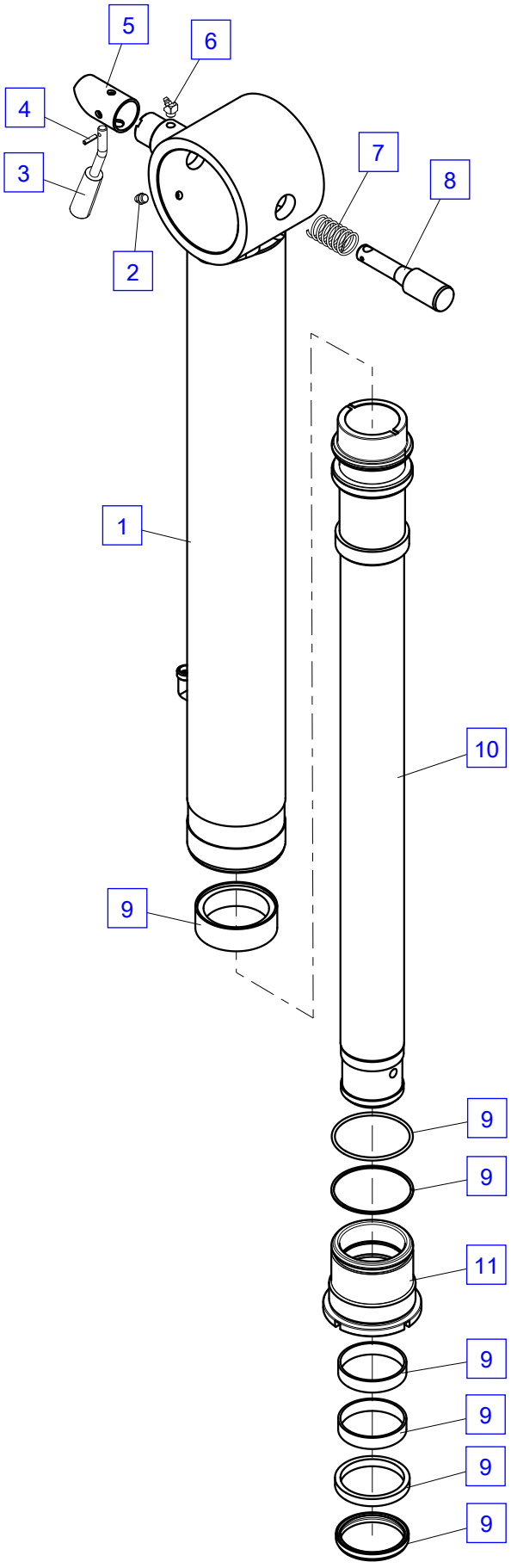
5
6
4
3
7
8
2
1
10
9
9
9
11
9
9
9
9

Check valve EV4109A

No.	Spare part	Qty.	Description	Dimension
1	EV4109B	1	Check valve	
2	EA5792	1	Banjo bolt	
3	ED 620	1	Sealing ring	KD 3/8"

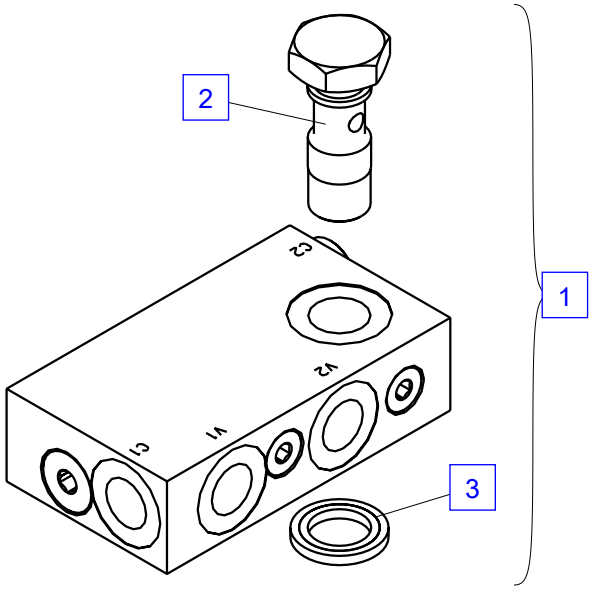
2
1
3
C3
V2
C1
V1

Stabilizer plates

No.	Spare part	Qty.	Description	Dimension
1	HXE3179	1	Stabilizer plates	
2	EA 412	1	Grease nipple	M 6x1 H1 71412
3	HBS3280	1	Bearing bush	d066xD082xL040
4	HBS3279	1	Cover	D105.0xd077.8xL010.0
5	ES 344	4	Screw	M6x20 DIN 933

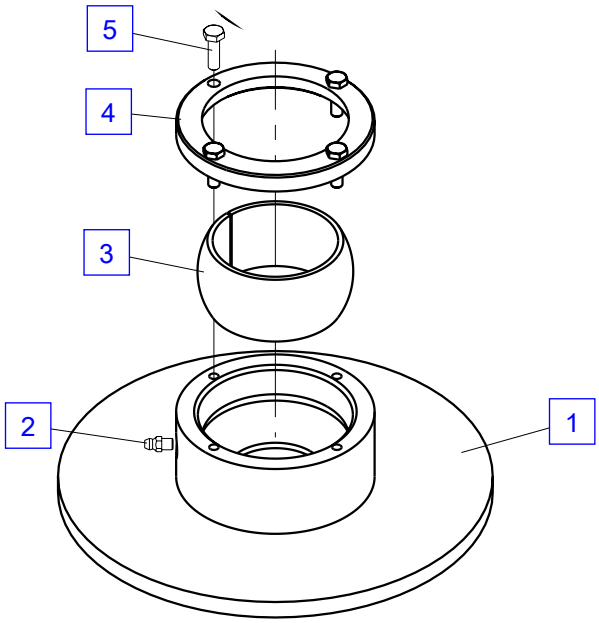
5
4
3
2
1

Attachments

No.	Spare part	Qty.	Description	Dimension
1	HXE4220	1	Bracket	
2	ES 265	13	Screw	M 8x20 ISO4762- 8.8
3	EK 003	17	Washer	D 8.4 ISO7089
4	EM 026	10	Nut	M 8 DIN 985
5	ES1462	4	Screw	M 8x25 ISO4762- 8.8
6	HA11675	1	Bearer	
7	HXE4224	1	Bracket	

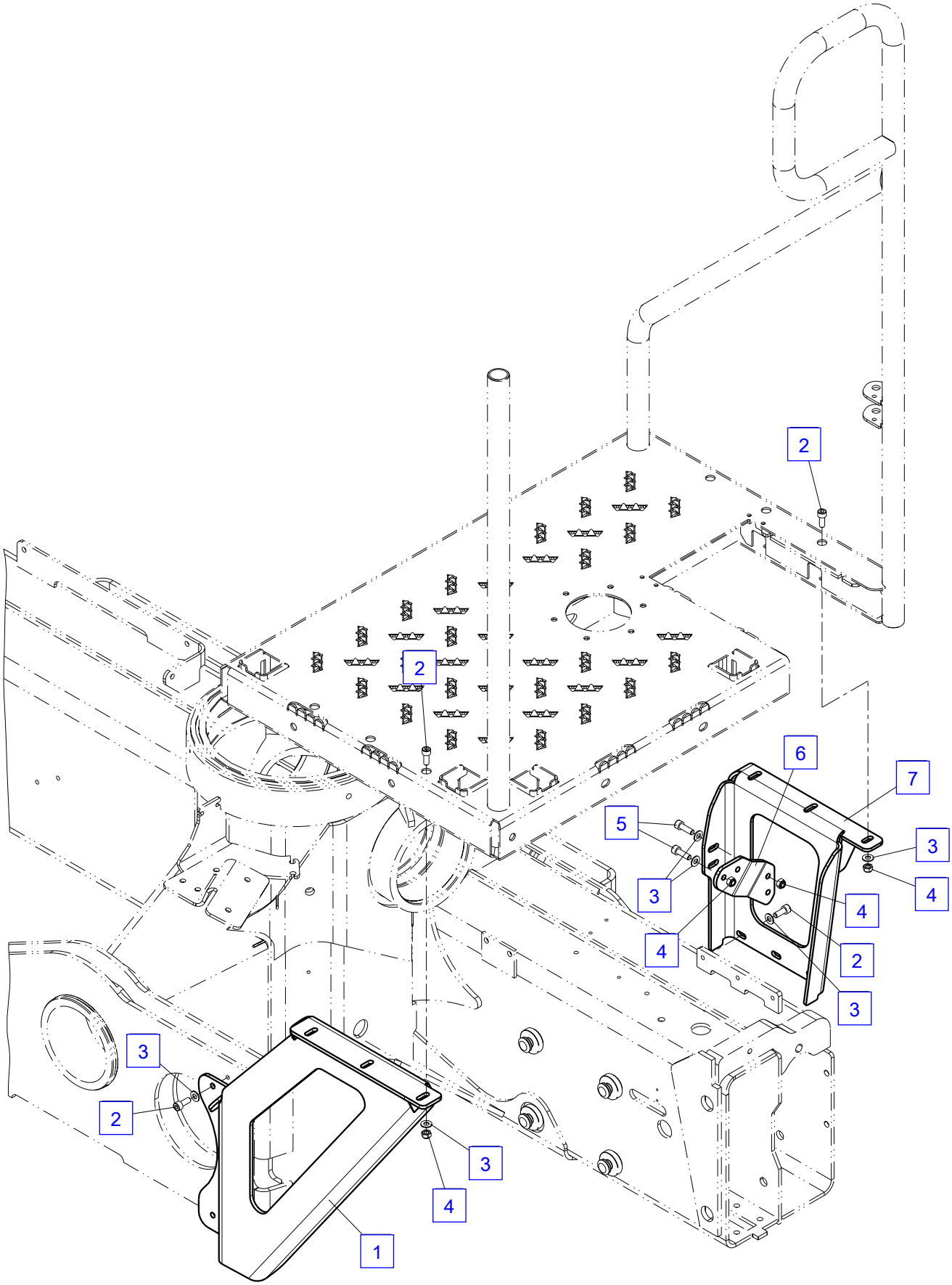
2
2
6
7
5
3
3
4
4
4
2
3
3
2
3
4
1

High stand platform

No.	Spare part	Qty.	Description	Dimension
1	EM 026	6	Nut	M 8 DIN 985
2	KSS005B-A	1	Bearing	
3	ES 297	5	Screw	M 8x25 ISO14581- 8.8
4	ES1532	1	Screw	M 8x25 DIN 7984
5	ES1089	2	Screw	M 8x10 DIN 7984 8.8
6	ES 541	1	Screw	M 20x45 DIN 912
7	ES 031	1	Screw	M 10x30 ISO4762-10.9
8	BH049-04	1	Pedal	
9	EA 412	2	Grease nipple	M 6x1 H1 71412
10	KSS005A-A	1	High stand platform	
12	HI4103	1	Pin	
13	HH 592	1	Control lever, blue	
13	HH 593	0	Control lever, yellow	
14	ES2453	8	Screw	M 6x12 ISO 7380
15	HX 331	1	Cover	
16	EK2592	1	Cover	
17	HX 330	1	Cover	
19	HA11531	1	Bearer	
20	ES2484	2	Screw	D 4x16
21	HX 073	1	Cover	
22	HX 329	1	Cover	
23	EB2600	1	Company decal Palfinger	198x45 mm
24	EK 517	1	Symbol sign	
26	EK 519	1	Symbol sign	

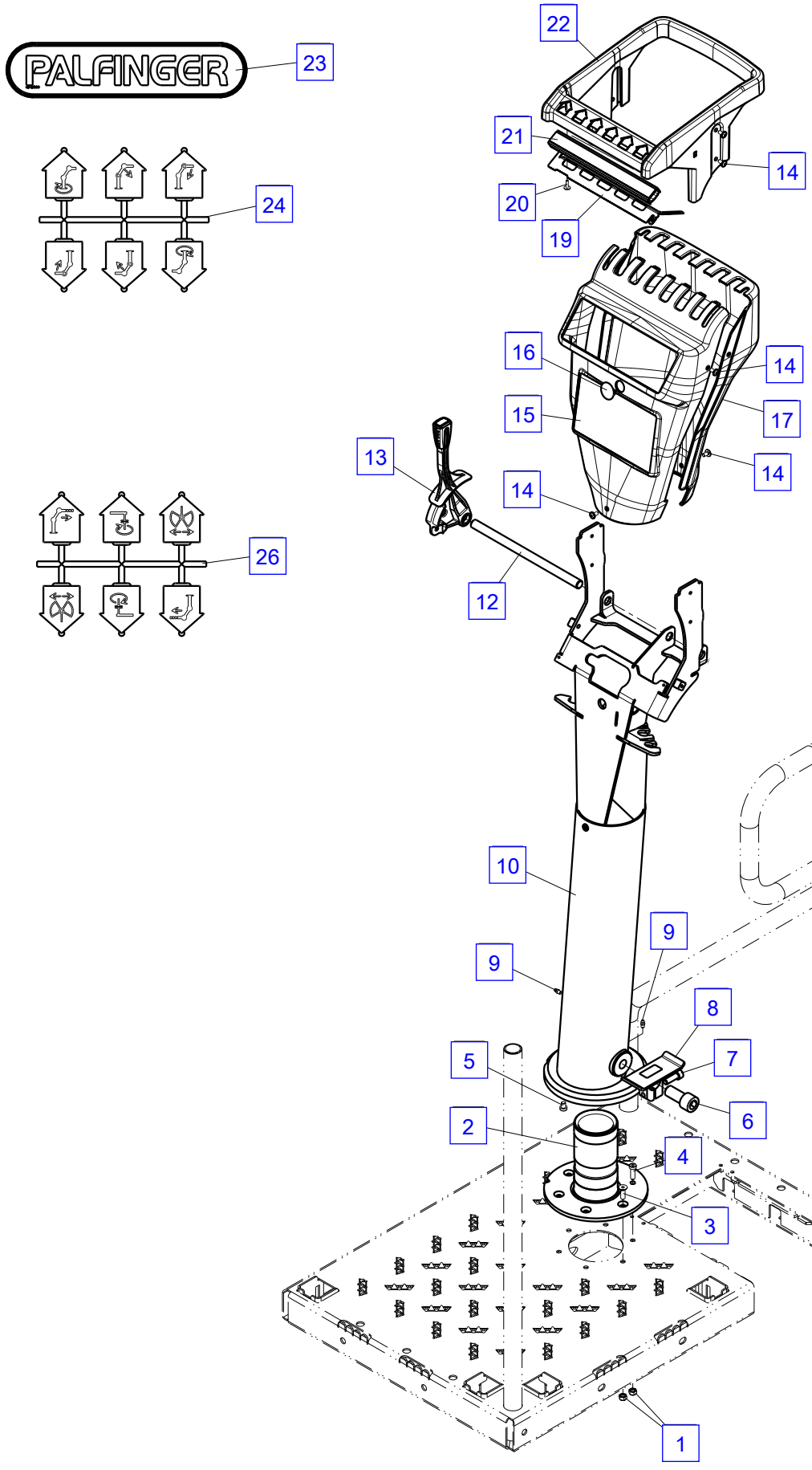
22
21
14
20
19
16
14
15
17
14
13
14
12
10
9
9
8
7
5
6
2
4
3
1
23
24
26

Railing

No.	Spare part	Qty.	Description	Dimension
1	KSS005C-A	1	High stand platform	
2	KSS005F-A	2	Clamping ledge	
3	ES 265	2	Screw	M 8x20 ISO4762- 8.8
4	EM 026	2	Nut	M 8 DIN 985
5	EK 159	2	Plug	
6	KSS005E-A	1	Stirrup	
7	EM 023	1	Nut	M 12 DIN 985
8	ES 647	1	Screw	M 12x60 ISO4762- 8.8
9	EM 040	3	Nut	DIN985-8 M5
10	ES 263	3	Screw	M 5x45 ISO4762- 8.8
11	KSS005G-A	2	Bracket	
12	EZ4769	1	Railing	
13	ES 106	1	Screw	M 6x55 DIN 7984
14	EM 014	5	Nut	DIN 985-8 M 6
15	ES 019	4	Screw	M 6x20 ISO4762-10.9
16	EK 190	4	Washer	DIN134-06-ST
17	KSS005J01	1	Bottom plate	

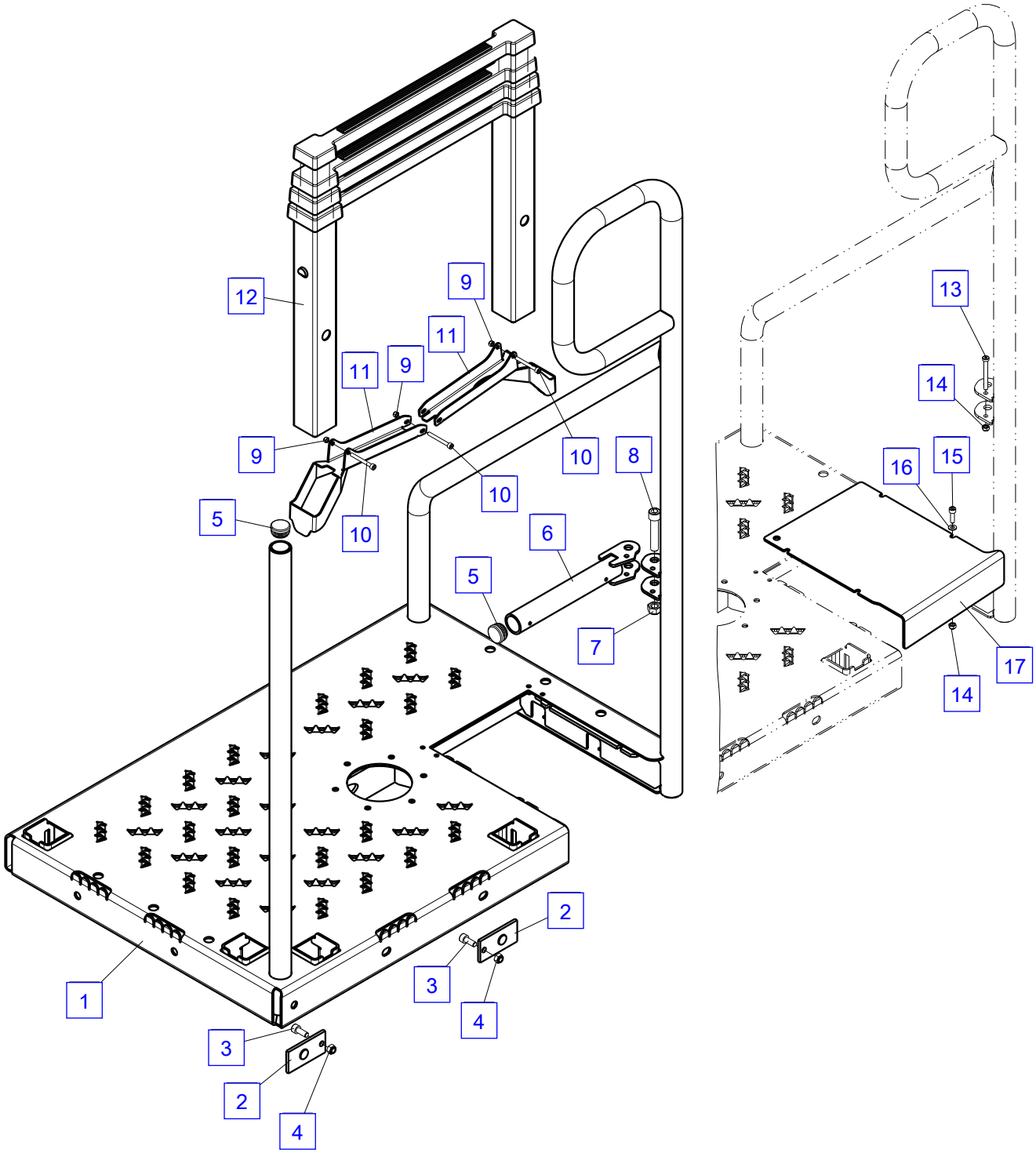
12
9
11
11
9
9
10
8
10
5
10
6
5
7
13
14
16
15
14
17
1
2
3
4
3
2
4

Cable pull

No.	Spare part	Qty.	Description	Dimension
1	EZ 643	0	Cable pull	L=1700 mm

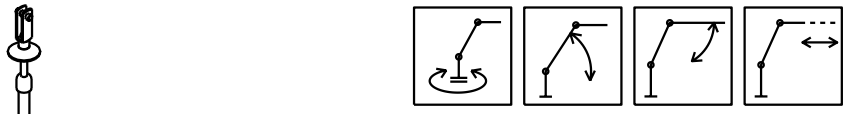
EZ 643 EZ 643 EZ 643 EZ 643
EZ 643 EZ 643

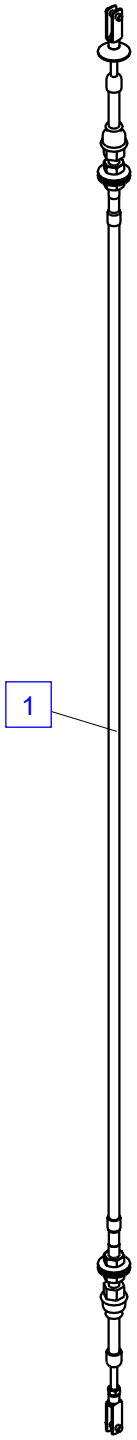
1

Sensor

No.	Spare part	Qty.	Description	Dimension
1	EEA6396	1	Sensor Closer	M 18x1 - M 12x1
2	EEA2814	1	Angle plug with cable (4-pole)	M 12 - 2 m
3	EEA9810	1	Rubber grummet	

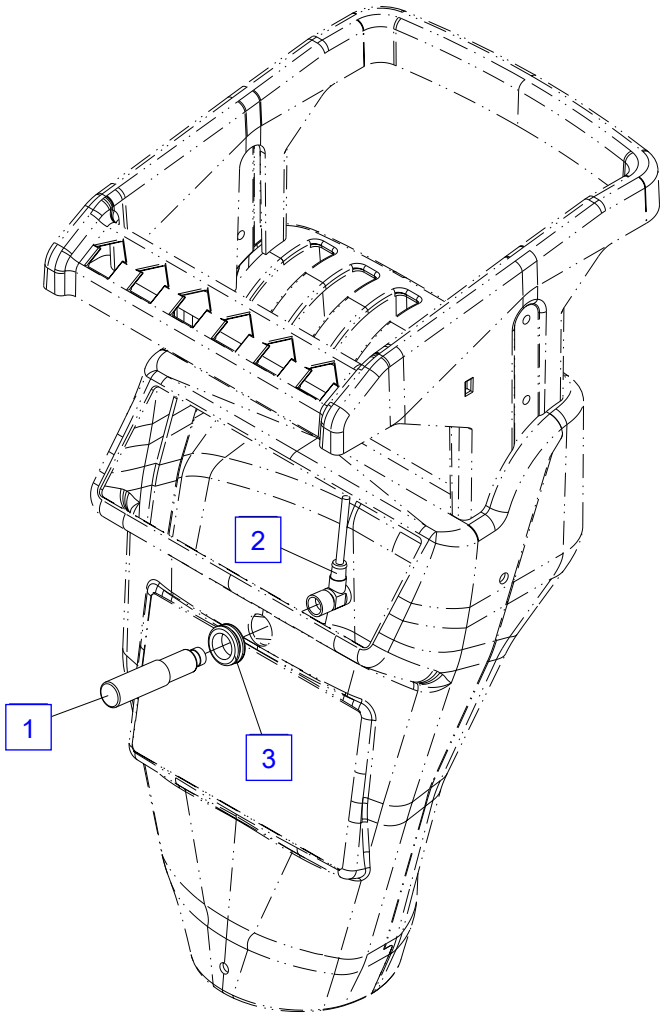
2
1
3

Control valve R2X,R3X

No.	Spare part	Qty.	Description	Dimension
1	EV4411	1	Control valve see page 0200.01301-A	VDM07
2	EA 039	6	Fitting	GE 12S R3/8"-ED
2	EA 769	1	Fitting	GE 16 SR 3/8"-ED
2	HLA 376	1	Fitting	GE 18L R3/8"-ED
3	EA 746	2	Locking screw	vsti M 18x1.5
4	EZ3289	2	Restrictor	2.2 mm

VDM07-->RS210,PVG32

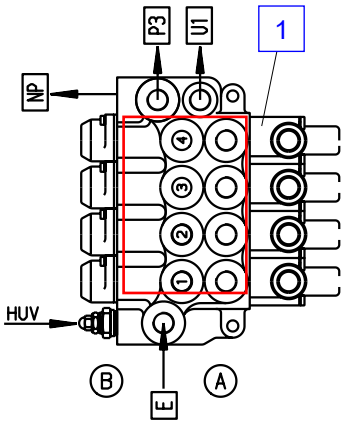

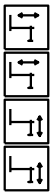

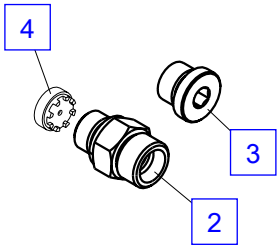

EV-4411 / EV-5872								
		Valve	Pressure/bar	Fitting	Restrictor		Lever	Element
HUV		EV-990	160					
P	E			EA-769				
	P3			EA-746				
T	U1			HLA-376				
	NP			EA-746				
1	A	------	---	EA-039	-			
	B	------	---	EA-039	-			
2	A	------	---	EA-039	-			
	B	------	---	EA-039	-			
3	A	------	---	EA-039	EZ3289			
	B	------	---	---	-			
4	A	------	---	EA-039	EZ3289			
	B	------	---	---	-			

Control valve

KSC = with adaptors and valves
EV = KSC without adaptors and valves
HUV = Main relief valve
P,T = Supply connections
O = with overload protection
x = open center - spool must be ordered seperatly

Control valve - details

No.	Spare part	Qty.	Description	Dimension
1	EV 990	1	Main relief valve, cpl.	
2	EK 715A	1	Sealing cap	
3	EZ3291	4	Spring housing, cpl.	
4	EZ3292	4	Lever support, cpl.	
5	EV5857	1	Main relief valve	

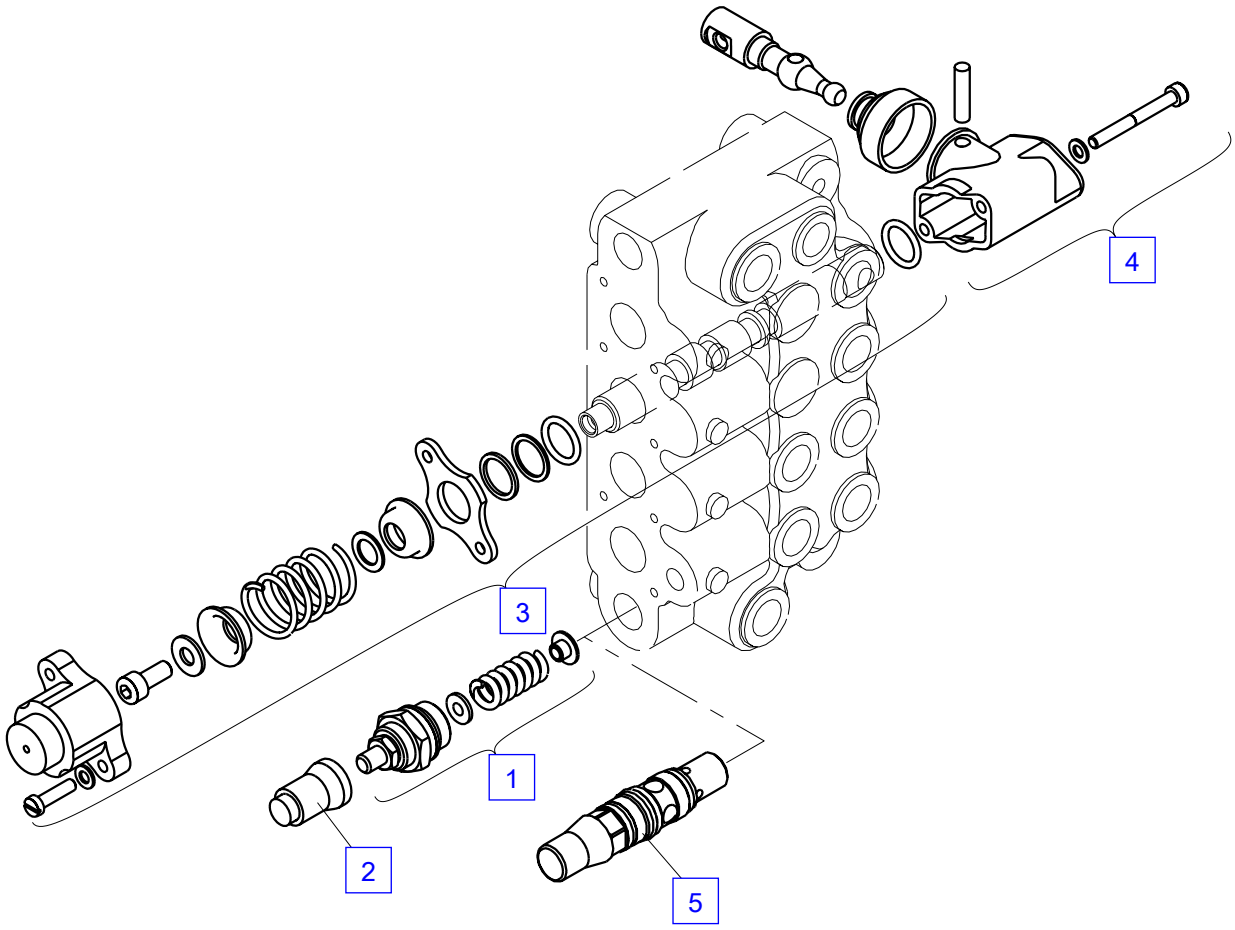
4
3
1
2
5

Control system

No.	Spare part	Qty.	Description	Dimension
1	HH 520	0	Control lever	
2	ES 963	0	Screw	M 8x16 ISO7380
3	HSV 212	0	Control rod	
4	EM 014	3	Nut	DIN 985-8 M 6
5	EK 043	3	Washer	D 6.4 DIN 134
6	ES 080	3	Screw	M 6x35 DIN 6912
7	HI2735	1	Control axle	
8	EQ 116	0	Safety washer	D4 DIN6799
9	HH 513	0	Control lever	
10	HI2603	0	Pin	
11	EK 379	0	Washer	D 21 DIN 1441
16	HBS3117	1	Spacer	
17	HH 478	1	Control lever	
18	HH 519	1	Control lever	

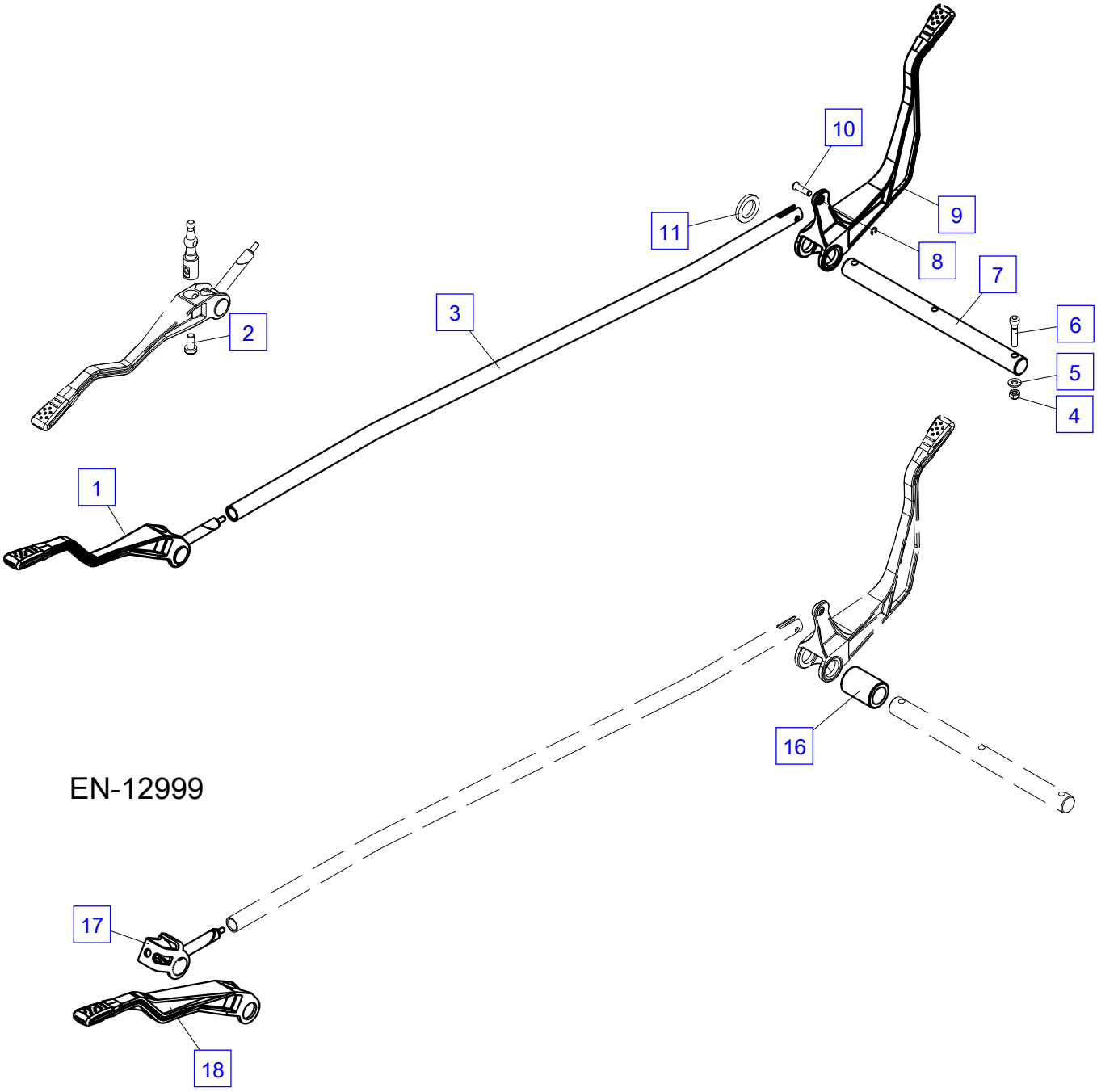
10
9
11
8
7
6
2
3
5
4
1
16
EN-12999
17
18

Control valve (6-sections) FL,I

No.	Spare part	Qty.	Description	Dimension
1	EV5749	1	Control valve see page 0221.0...	RS 210
2	EA 074	1	Fitting	GE 16S R1/2"-ED
2	EA 089	1	Fitting	GE 08S R1/4"-ED
2	EA 240	1	Fitting	GE 18 L R1/2"
2	EA1017	1	Fitting	GE 20S R1/2"-ED
2	EA1646	0	Fitting	GE 12K R1/2" ED
	EA1645	1	Circlip	WEO 1/2"
2	HLA 102	1	Fitting	GE 28 L 3/4"

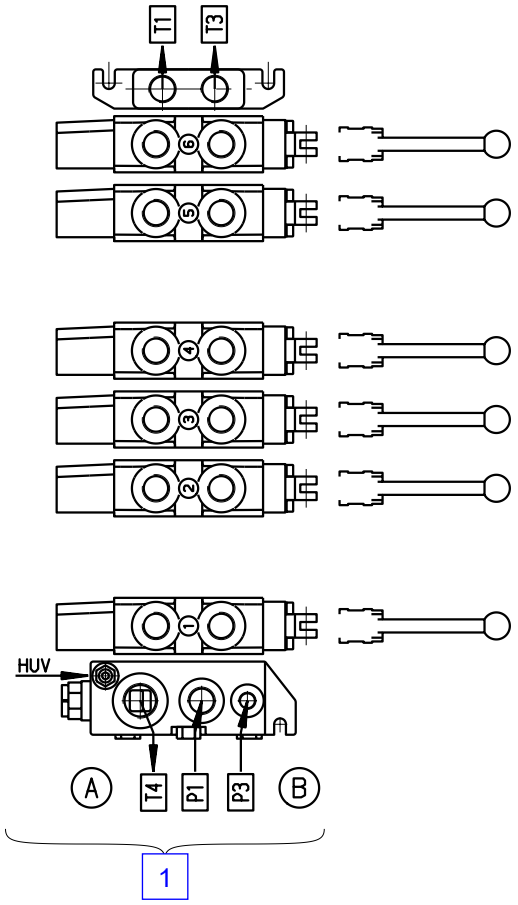

		/ EV5749					
		Valve	Fitting	Restrictor		Lever	Element
HUV		EV-5714					
P	P1		EA1017				
	P3		EA 089,EA 716				
T	T1		EA 074				
	T3		EA 240				
	T4		HLA 102				
6	A	EV 049	EA1646	-		HH 511	EV-5027
	B	EV 049	EA1646	-			
5	A	EV 049	EA1646	-		HH 511	EV-5027
	B	EV 049	EA1646	-			
4	A	------	EA1646	-		HH 511	EV-5667
	B	------	EA1646	-			
3	A	EV 044	EA1646	-		HH 511	EV-5666
	B	EV 044	EA1646	-			
2	A	EV 044	EA1646	-	0	HH 511	EV-5664
	B	EV 044	EA1646	-			
1	A	EV 043	EA 590	HD 073		HH 515	EV-6166
	B	EV 043	EA 590	HD 073			

Control valve

KSC = with adaptors and valves
EV = KSC without adaptors and valves
HUV = Main relief valve
P,T = Supply connections
O = with overload protection
x = open center - spool must be ordered seperatly

1

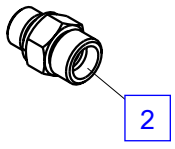

2

Control system

No.	Spare part	Qty.	Description	Dimension
1	ES 265	2	Screw	M 8x20 ISO4762- 8.8
2	EK 003	2	Washer	D 8.4 ISO7089
3	HI 827	1	Control axle	
4	HH 507	1	Control lever, blue	
4	HH 509	0	Control lever, yellow	
5	HSV 211	0	Control rod	
6	HI2603	0	Pin	
7	EQ 116	0	Safety washer	D4 DIN6799
8	HH 511	0	Control lever, yellow	
8	HH 515	1	Control lever, blue	

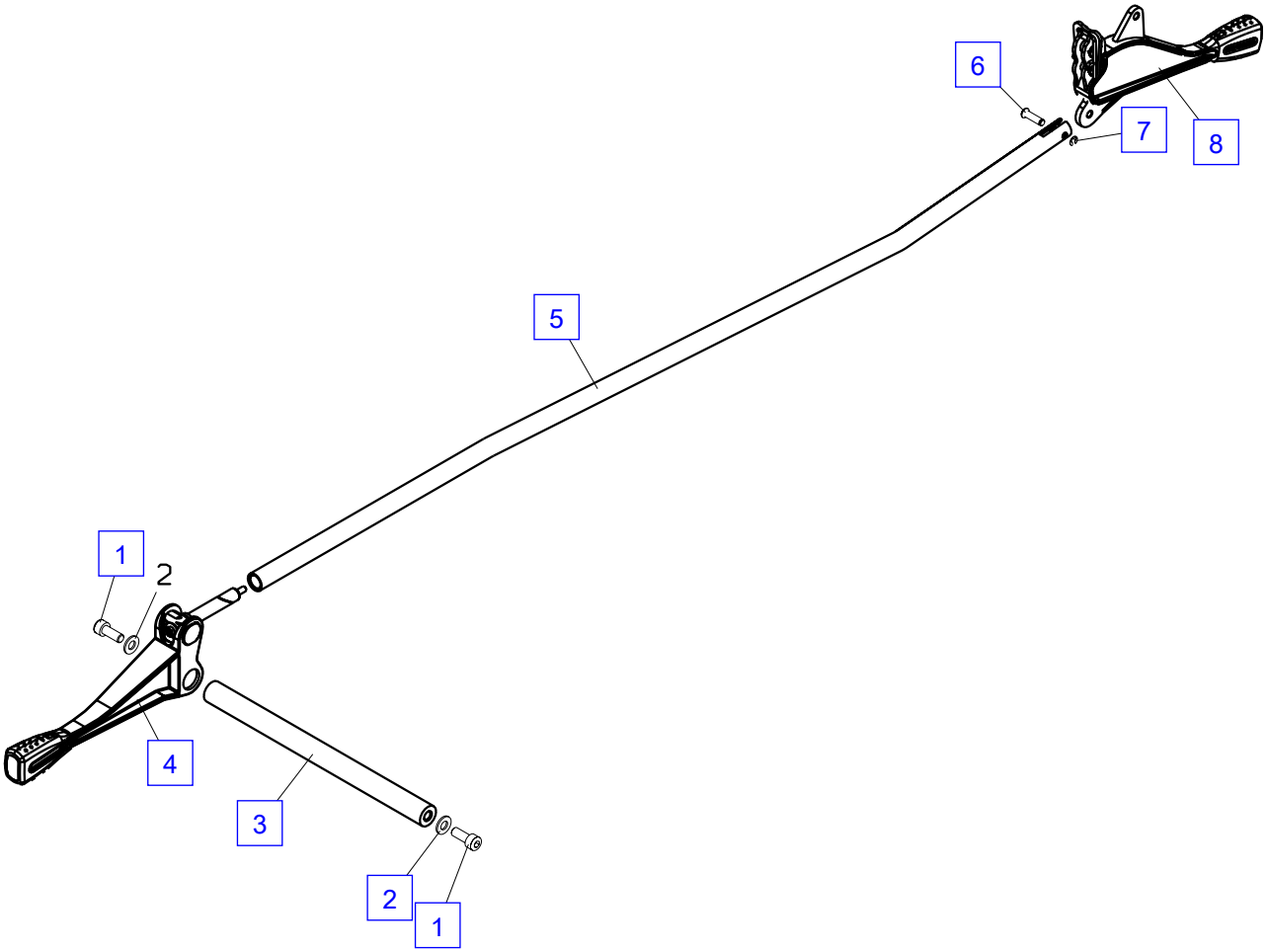
6
7
8
5
1
2
4
3
2
1

Inlet element

No.	Spare part	Qty.	Description	Dimension
1	EV2085A	1	Inlet element	
	TD 636	1	Seal kit	
2	EA 261	2	Locking screw	VSTI R1/2"
3	EV5714	1	Main relief valve	35-350 bar
	TD 955	1	Seal kit	
4	EV2552	1	Pressure compensator	
5	EV4615	1	Solenoid valve	
	TD 239	1	Seal kit	
6	EV2812	1	Magnet coil d=13 mm	26 V
7	HLA1123	1	Protecting cap	

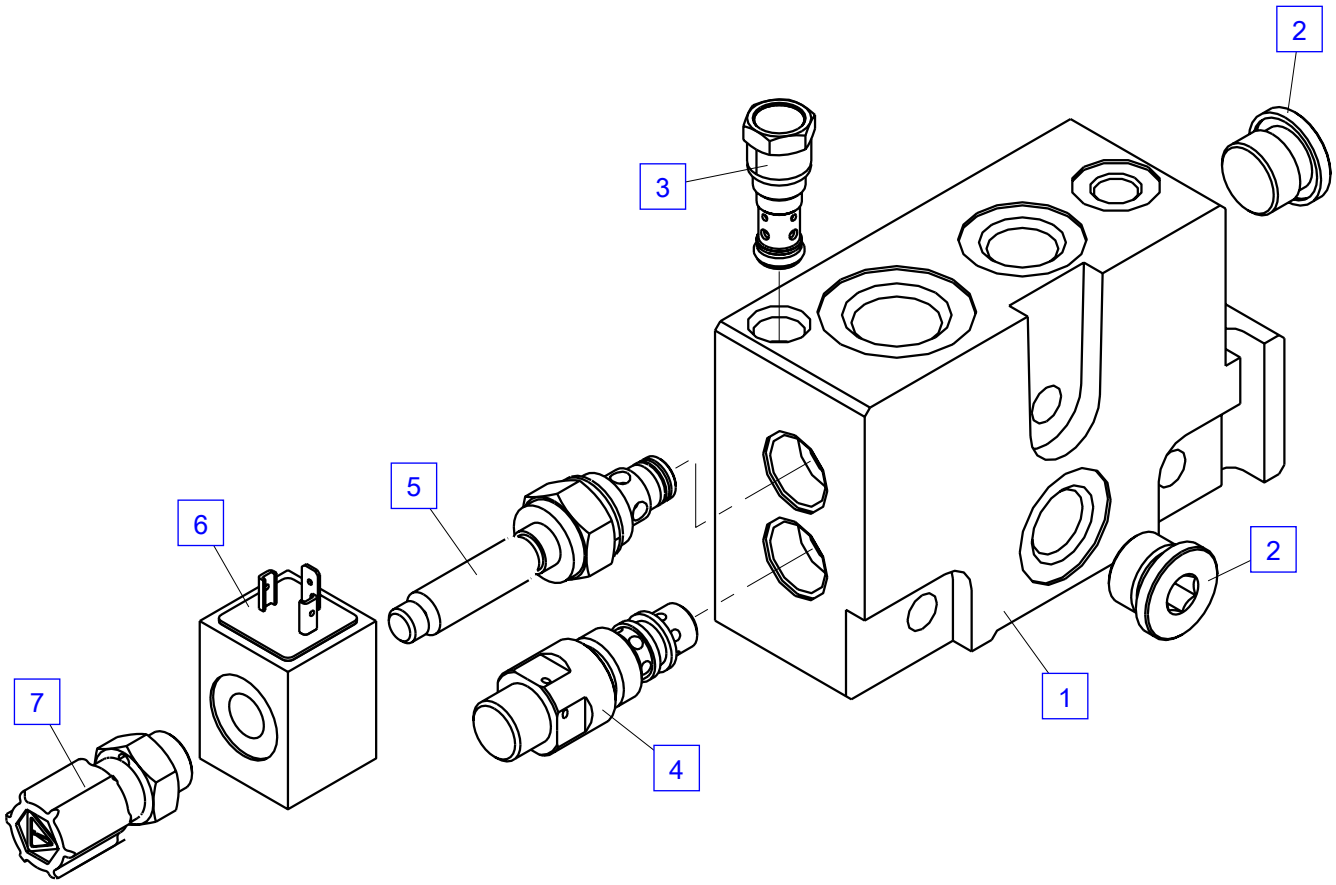
2
3
5
6
2
7
1
4

Separate element

No.	Spare part	Qty.	Description	Dimension
1	EM 021	6	Nut	DIN 985 M10 CL8 ZB
2	ES 067	3	Tension rod (6-elements)	
3	EV 043/...	2	Relief pressure valve w/ anti cavication valve see page 0221.04002-A	... bar
4	EV 044/...	4	Pressure relief valve see page 0221.04002-A	... bar
5	EV 049	2	Blind plug see page 0221.04002-A	
6	EV6166	1	Control valve see page 0221.04001-A	125ZH
	EV6163	1	Spool	125ZH
7	EV5664	1	Control valve for overload protection see page 0221.04001-A	125ABH
	EV5644	1	Control spool	125ABH
8	EV5666	1	Control valve see page 0221.04001-A	125ADH
	EV5646	1	Control spool	125ADH
9	EV5667	1	Control valve see page 0221.04001-A	125ZAH
	EV5647	1	Control spool	125ZAH
10	HLA 372	2	Fitting	
11	ED 170	2	Seal ring	R 1/2"
12	HD 073	2	Restrictor	D 2,0 mm
13	EF 008	2	Spring	D 11x0.8x22
14	EA 590	2	Fitting	GE 12 SR 1/2"ED

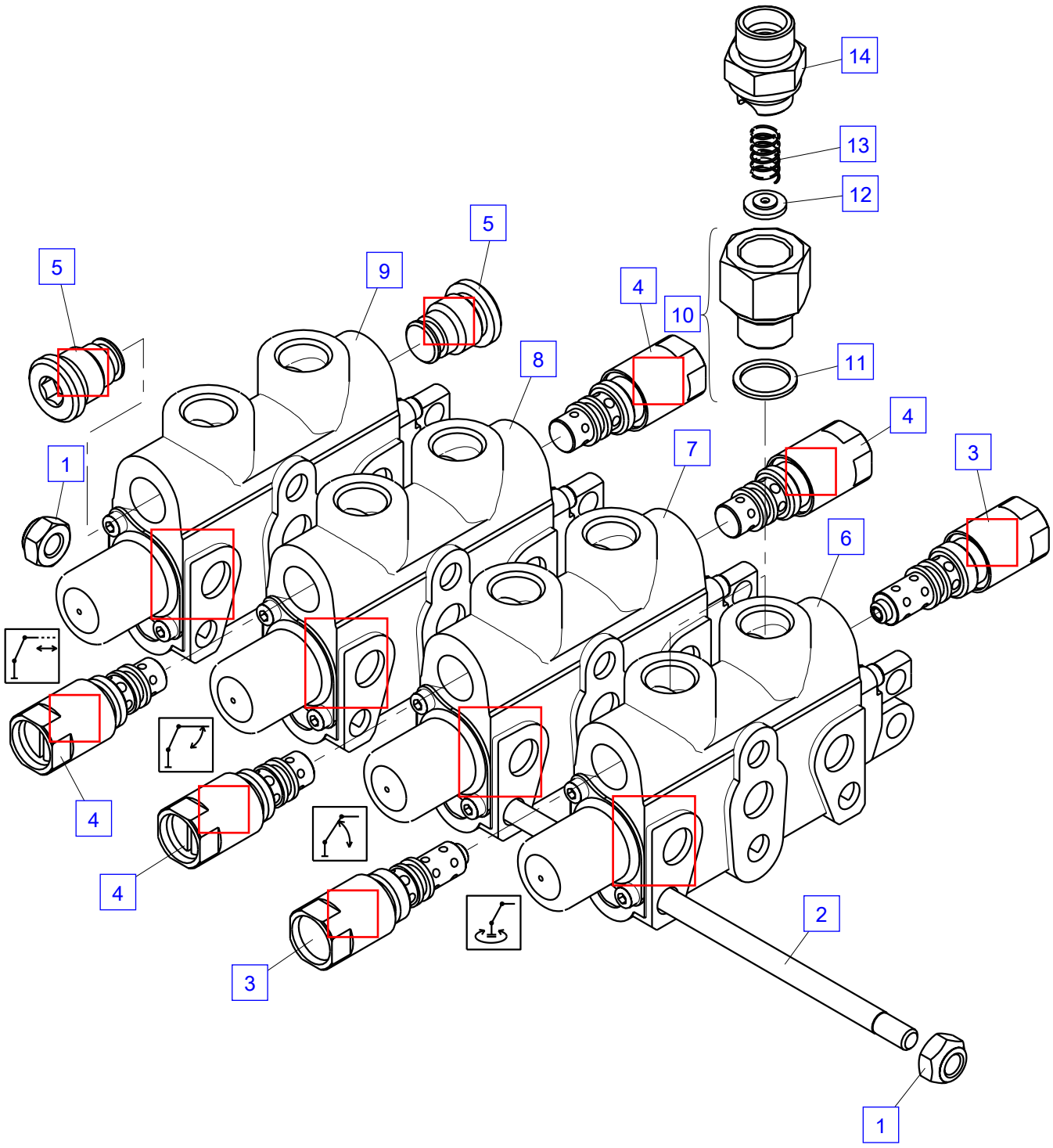
14
13
12
5
5
9
4
10
8
11
4
1
7
3
6
4
4
4
3
2
1

Separate element

No.	Spare part	Qty.	Description	Dimension
1	EV5027	1	Housing central see page 0221.04001-A	1KH
	EV5015	1	Spool	1KH
2	EV 049	2	Blind plug see page 0221.04002-A	

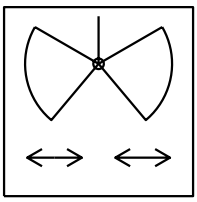

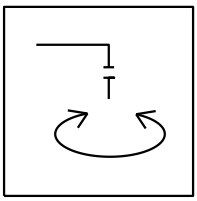

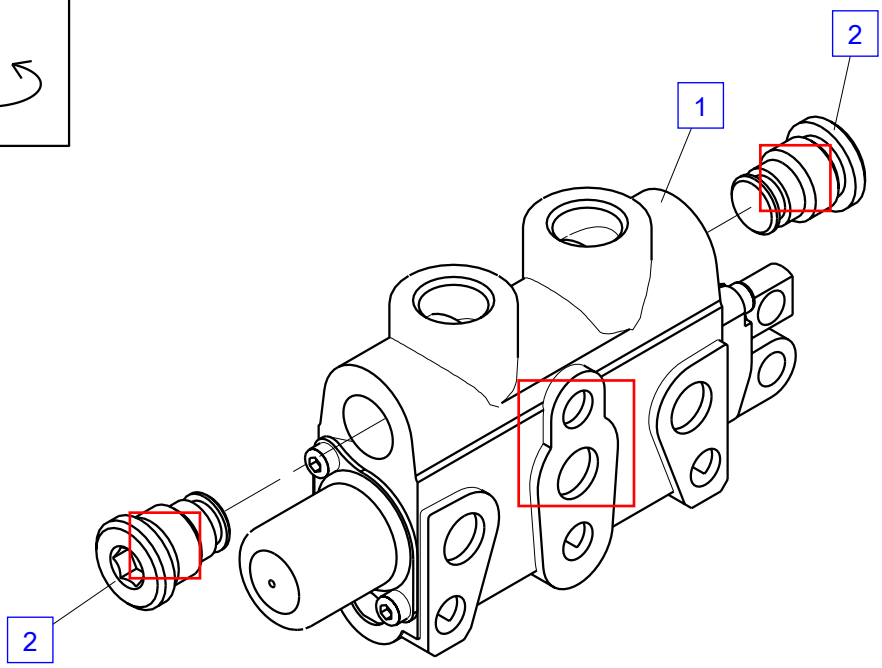
2
1
2

Control valve - details

No.	Spare part	Qty.	Description	Dimension
1	ED 076	2	O-ring with back up ring	
2	EK 120	2	Washer	
3	EK 122	1	Spring cap	
4	EF 036	1	Pressure spring	
5	EK 724	1	Washer (slewing)	s=0.5 mm
6	EK 746	1	Washer (slewing)	s=0.3 mm
7	EK 121	1	Spring cap	
8	ES 176	1	Screw	NORDHYDRAULIK NR. 2646971
9	EV 982	1	Spring cap	
10	ES 497	2	Screw	M 5x6 DIN 912
11	EV 164	2	Check valve	
12	EV4462	1	Lever bearing (+13)	
13	ER 009	1	Seal ring	
14	ES 172	2	Screw	M 5x16 DIN 912
15	TD 050	1	Seal kit	
16	EV3614	1	Spool position control	

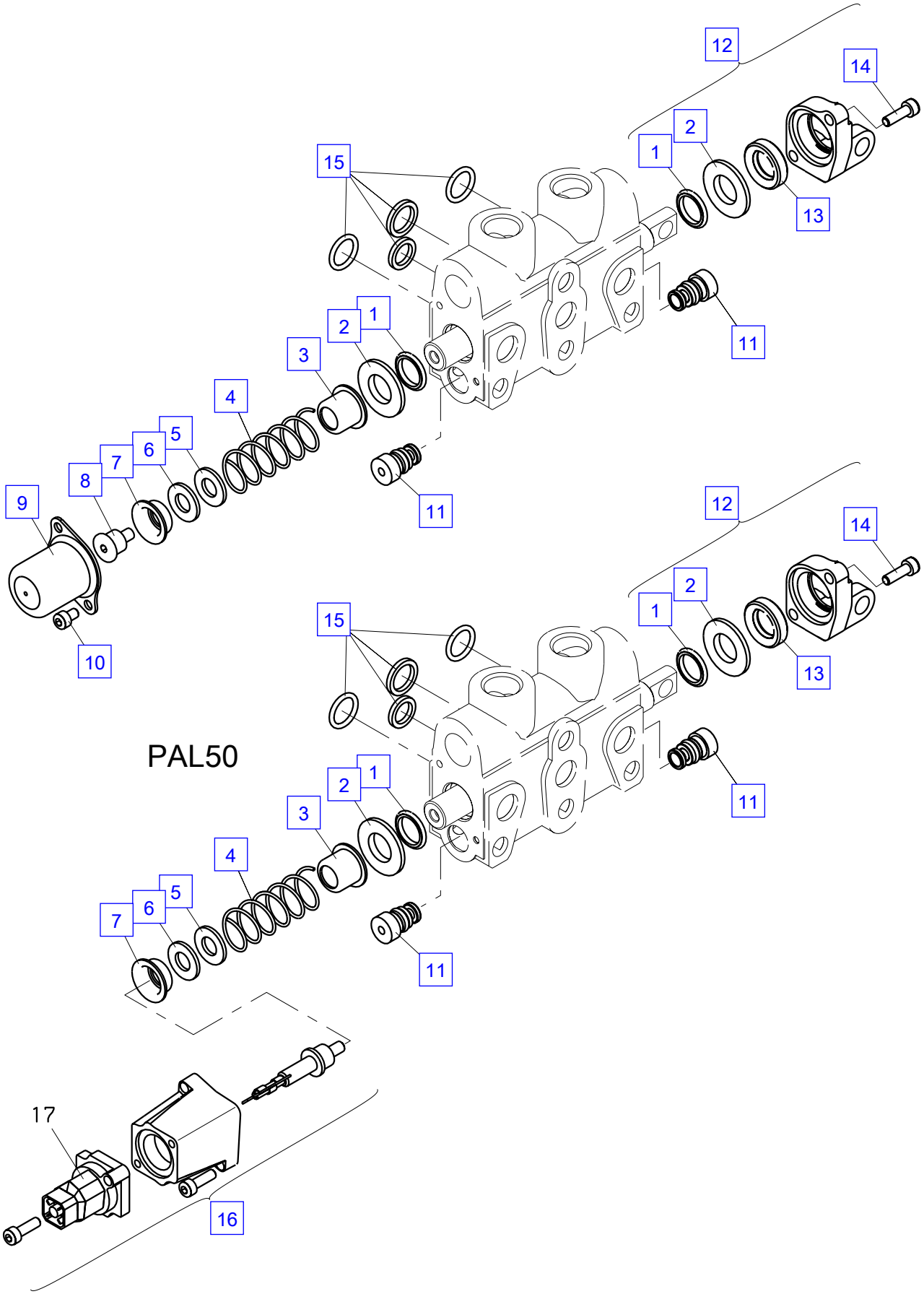
12
14
2
1
15
13
11
1
2
3
4
5
6
7
8
9
10
11
12
14
2
1
15
13
PAL50
11
1
2
3
4
5
6
7
11
17
16

Seal kit

No.	Spare part	Qty.	Description	Dimension
1	EV 043/...	0	Relief pressure valve w/ anti cavication valve	... bar
2	EO 025	0	O-ring	D 17,3x2,4
3	ED 055	0	Back up ring	
4	EO 026	0	O-ring	D 12,3x2,4
5	EB 925	0	Lead seal	
6	EV 044/...	0	Pressure relief valve	... bar
7	EV 049	0	Blind plug	

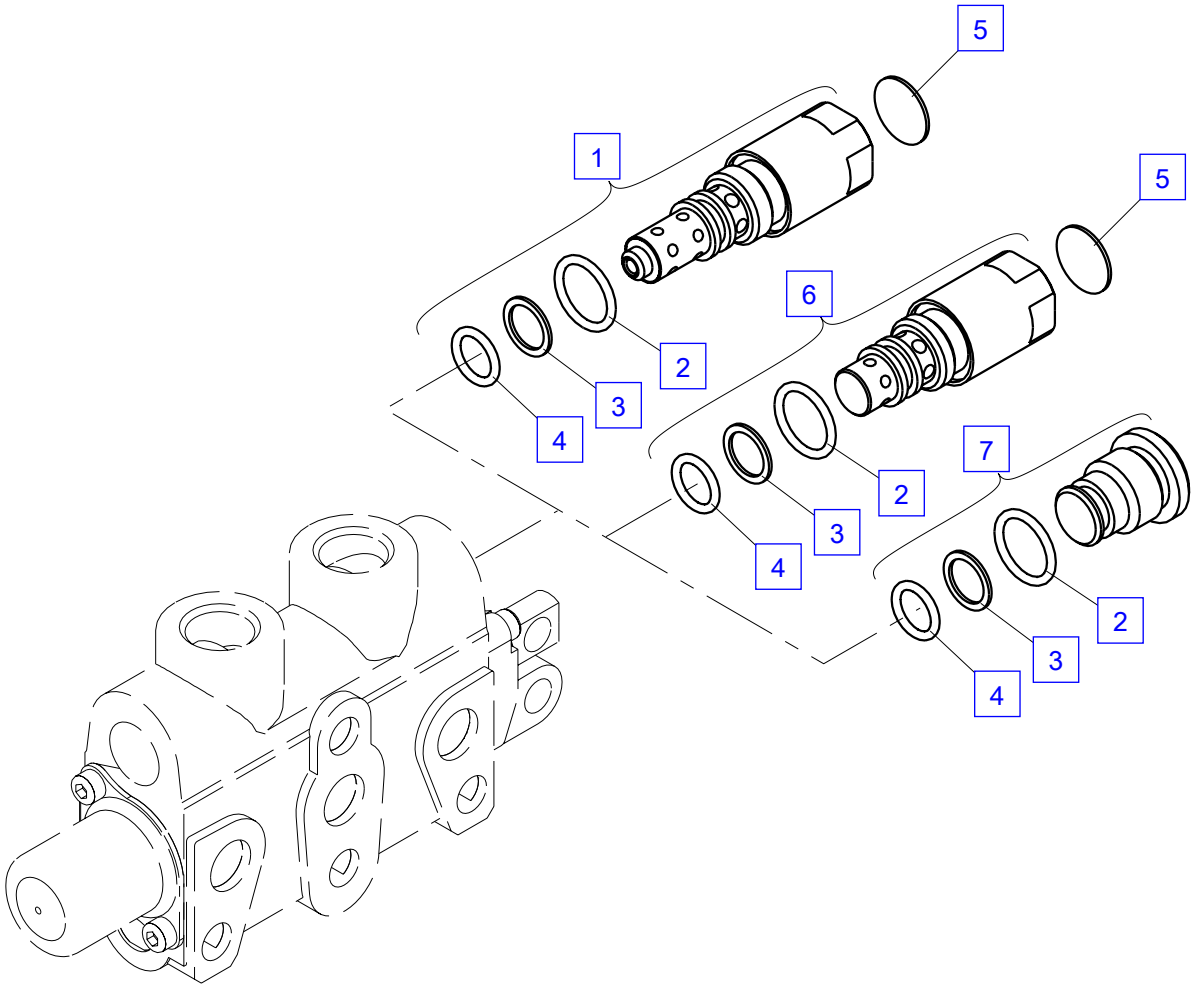
5
1
5
6
2
3
4
2
3
4
7
2
3
4

End element

No.	Spare part	Qty.	Description	Dimension
1	EV 472	1	End cover	
2	EV 784	1	High pressure carry over port	

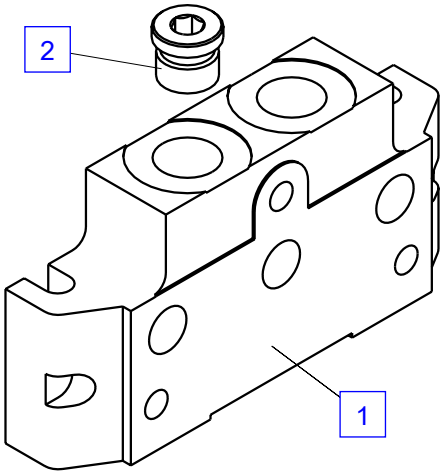
2
1

Stabilizer monitoring

No.	Spare part	Qty.	Description	Dimension
1	HA7142	1	Bearer	
2	EM 154	2	Nut	DIN 985 M4 CL8 ZB
3	EK 124	2	Washer	ISO7092 - A2 -140HV
4	EEA3986A	1	Drive	
5	EEA3987	1	Roller lever Plastic	l=42.5 mm, b=5 mm
6	EEA3944	1	Connection element with cable	2 m
6	EEA3945	1	Connection element with cable	5 m
6	EEA3993	1	Connection element with cable	7 m
6	EEA9889	1	Connection element with cable	25 m
6	EEA9887	1	Connection element with cable	15 m
6	EEA9888	1	Connection element with cable	20 m
6	EEA3949	1	Connection element with cable	10 m
6	EEA3942	1	Limit switch	
7	HIG 459	1	Mounting bracket	

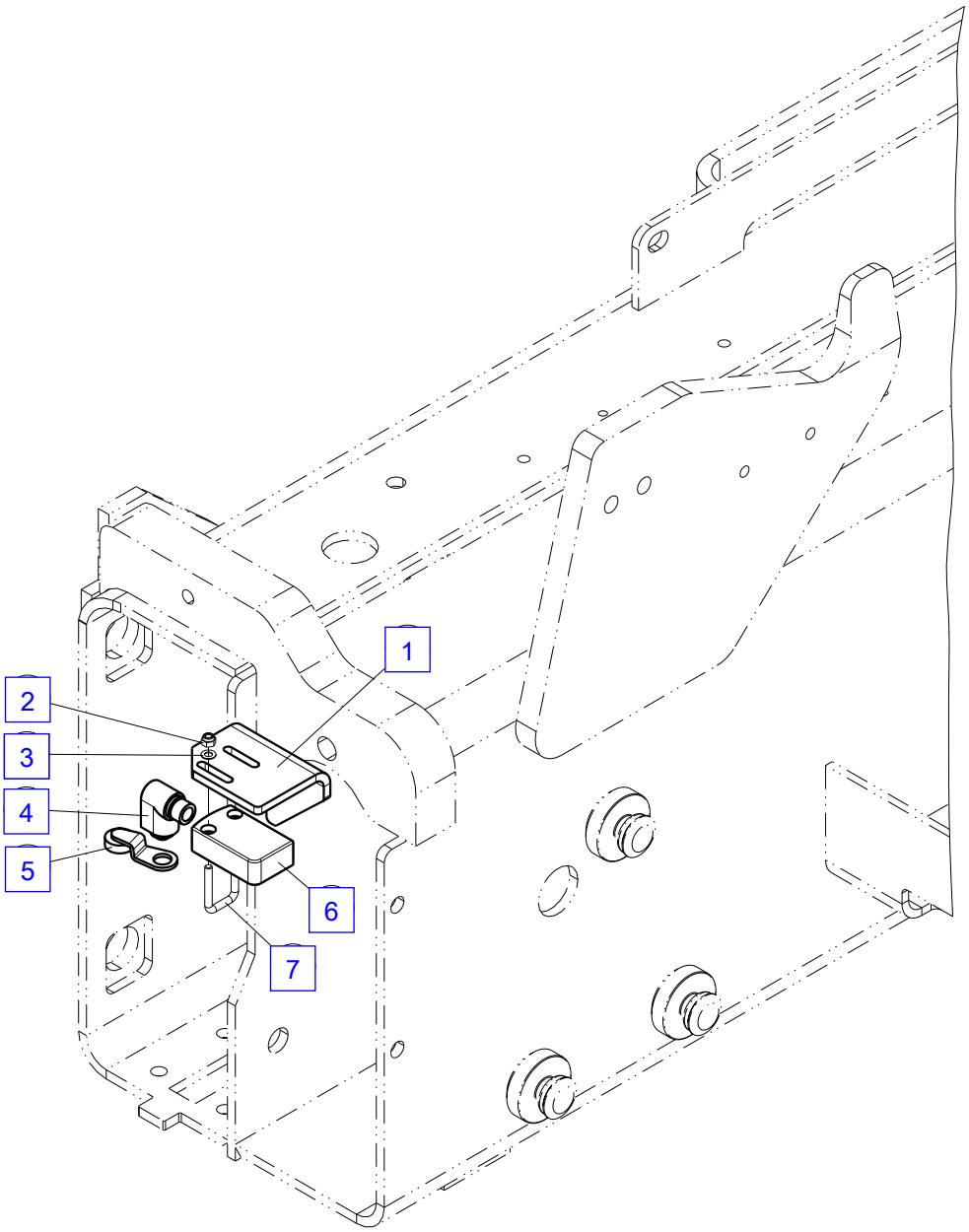
1
2
3
4
5
6
7

Encoder

No.	Spare part	Qty.	Description	Dimension
1	ES1150	1	Screw	M 6x12 - 8.8 - ISO4762
2	HXE2979	1	Carrier	
3	ES 414	2	Screw	M6x10 ISO4762 - 8.8
4	HA12004	1	Stop buffer	
5	ES 412	2	Screw	M 3x16 DIN 84
6	EEA10020	1	Inductive switch Opener	4 m
7	EK1147	1	Coupling	
8	ES 852	3	Screw	ISO4762 M 4 x 10
9	EEA13284	1	Shaft encoder with cable Can Kingdom	
10	HT8950	1	Fastening plate	L0060.0xB0020xS005
11	HA8833	1	Bearer	
12	EK 190	2	Washer	DIN134-06-ST
13	ES 087	2	Screw	M 6x30 - 8.8 - ISO4762

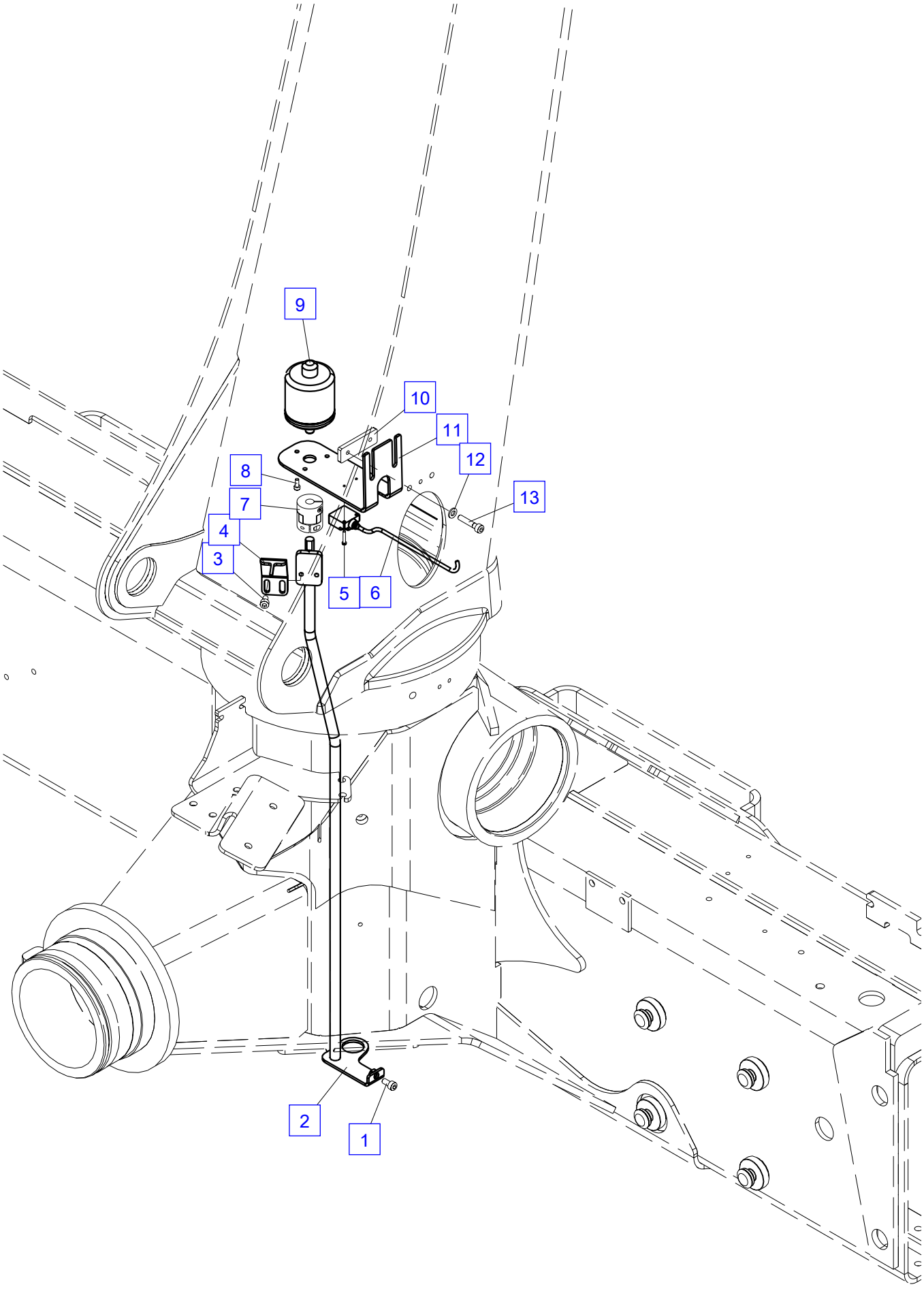
9
10
11
12
13
8
7
4
3
5
6
2
1

Transport position monitoring

No.	Spare part	Qty.	Description	Dimension
1	HT7003	1	Fastening plate	
2	EK 043	2	Washer	D 6.4 DIN 134
3	ES 175	2	Screw	M 6x16 ISO4762- 8.8
4	HBS3595	2	Spacer	
5	ES 853	2	Screw	M4x16 - 8.8 - ISO4762
6	HT23408	1	Bracket	
7	EK 178	2	Washer	ISO7093-2-06-140HV
8	ES 087	2	Screw	M 6x30 - 8.8 - ISO4762
9	EEA3944	1	Connection element with cable	2 m
9	EEA3945	1	Connection element with cable	5 m
9	EEA3993	1	Connection element with cable	7 m
9	EEA9889	1	Connection element with cable	25 m
9	EEA9887	1	Connection element with cable	15 m
9	EEA9888	1	Connection element with cable	20 m
9	EEA3949	1	Connection element with cable	10 m
9	EEA3942	1	Limit switch	
10	EEA3986A	1	Drive	
11	EEA5460	1	Roller lever	l=42.5 mm, b=10 mm

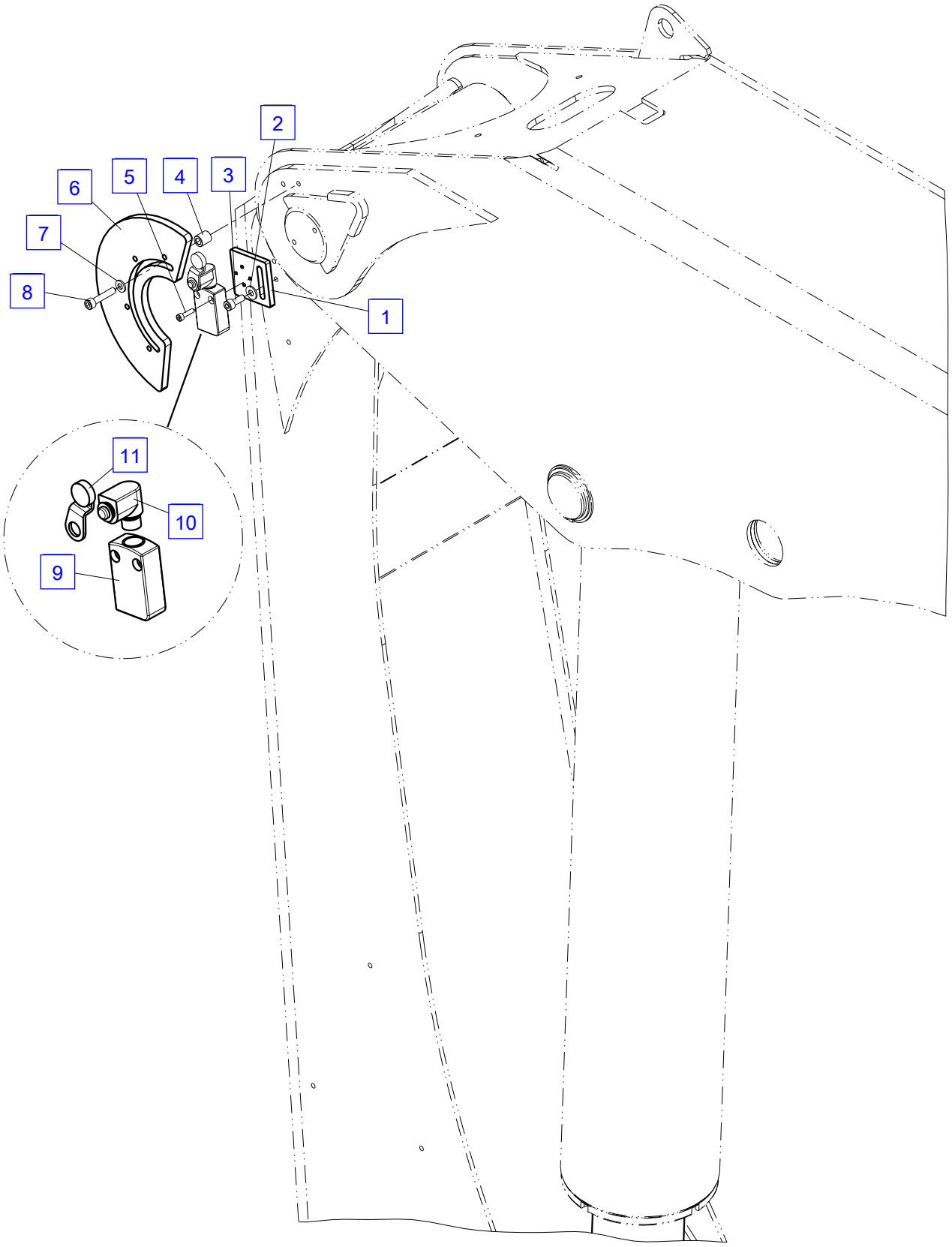
2
6
5
4
3
7
8
1
11
10
9

Housing PT050

No.	Spare part	Qty.	Description	Dimension
1	EEA5062	1	Terminal PT050	
2	EEA5061	1	Terminal PT050	
3	EEA 292	1	Cover	175x80x15
4	EEA2892	1	Cover	175x80x15
5	EEA 391	1	Cover	175x80x15
6	EEA3689	1	Base (Aluminium)	175x80x43.5
6	EEA3691	1	Base (PVC) (Plastic)	175x80x43.5
6	EEA6391	1	Base for breather membrane The membrane are not included in the delivery.	175x80x43.5
7	EEA5043B	1	Terminal PT050	
	EEA6077	1	Emergency cut-off button	
	EEA11523	1	Cover + Symbol sign EB2516	
	ES3628	4	Screw	M 4x45
8	EEA9812	1	Terminal PT050	
9	EEA 441	1	Cover	250x80x15
10	EEA 439	1	Cover	250x80x15
11	EEA 269	1	Base	250x80x43.5
11	EEA6392	1	Base for breather membrane The membrane are not included in the delivery.	250x80x43.5
12	EEA3909	1	Breather valve	M 12x1.5
12	EEA6395	1	Ventilation membrane	M 12x1.5

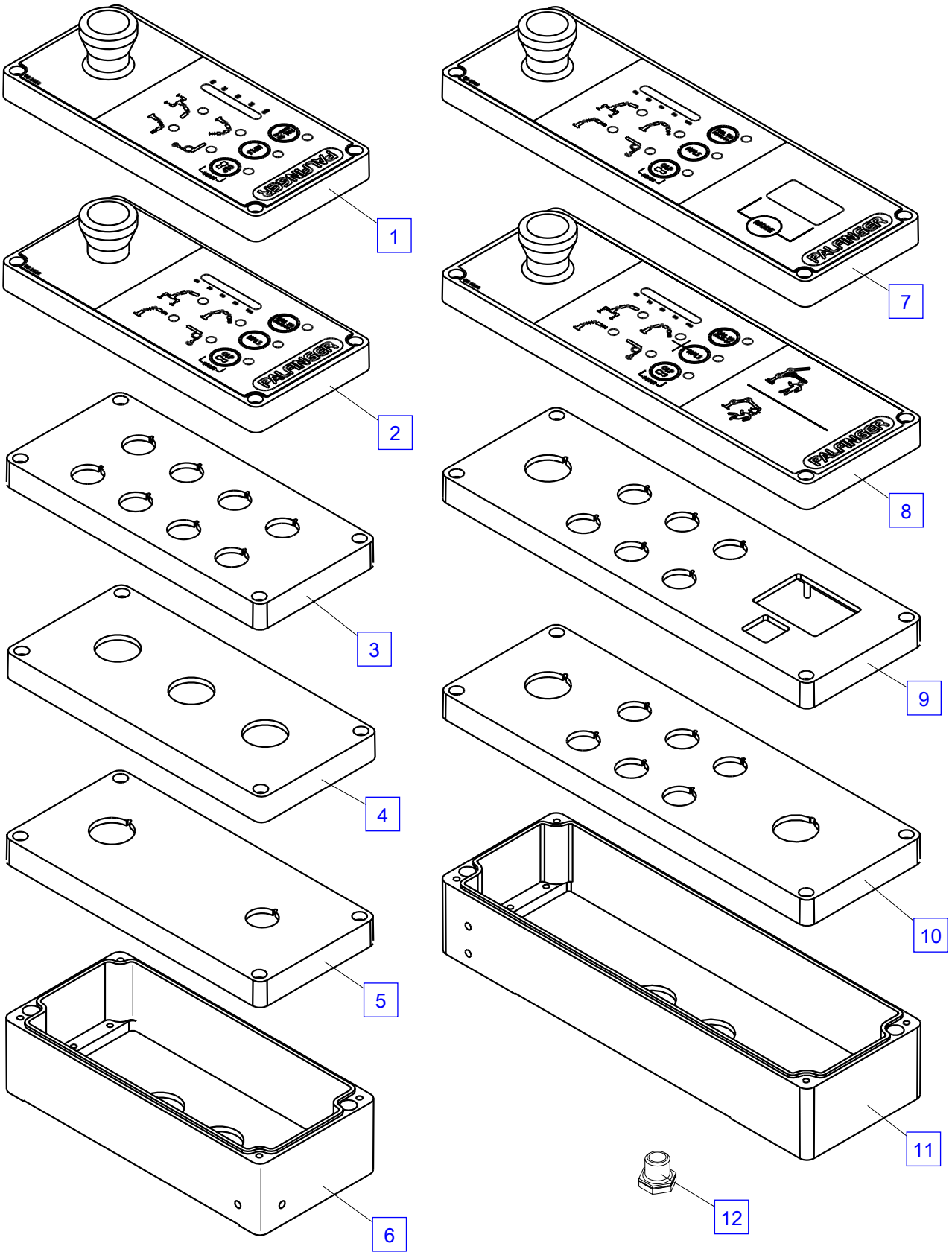
1
2
3
4
5
6
7
8
9
10
11
12

Housing PT050

No.	Spare part	Qty.	Description	Dimension
1	EEA1716	1	Valve casing, cpl.	
2	EEA2705	1	Base	
3	EEA5755	1	Basic element	Version 4.4
	ES3569	4	Screw	M 6x35 ISO4762
	ES3567	4	Screw	M 6x25 ISO4762
	ES3568	4	Screw	M 6x30 ISO4762
4	EEA4980	1	Base	238x119x68.5
5	EEA9870	1	Housing	400x230x180
	ES3569	4	Screw	M 6x35 ISO4762
	ES3567	4	Screw	M 6x25 ISO4762
	ES3568	4	Screw	M 6x30 ISO4762
6	EEA4244	1	Connection box 4xM 25x1.5+10xM 32x1.5	330x230x180 mm
	ES3569	4	Screw	M 6x35 ISO4762
	ES3567	4	Screw	M 6x25 ISO4762
	ES3568	4	Screw	M 6x30 ISO4762
7	EEA5774	1	Running of cable	KDP 24/17
8	EEA5775	1	Running of cable	KDP 24/22

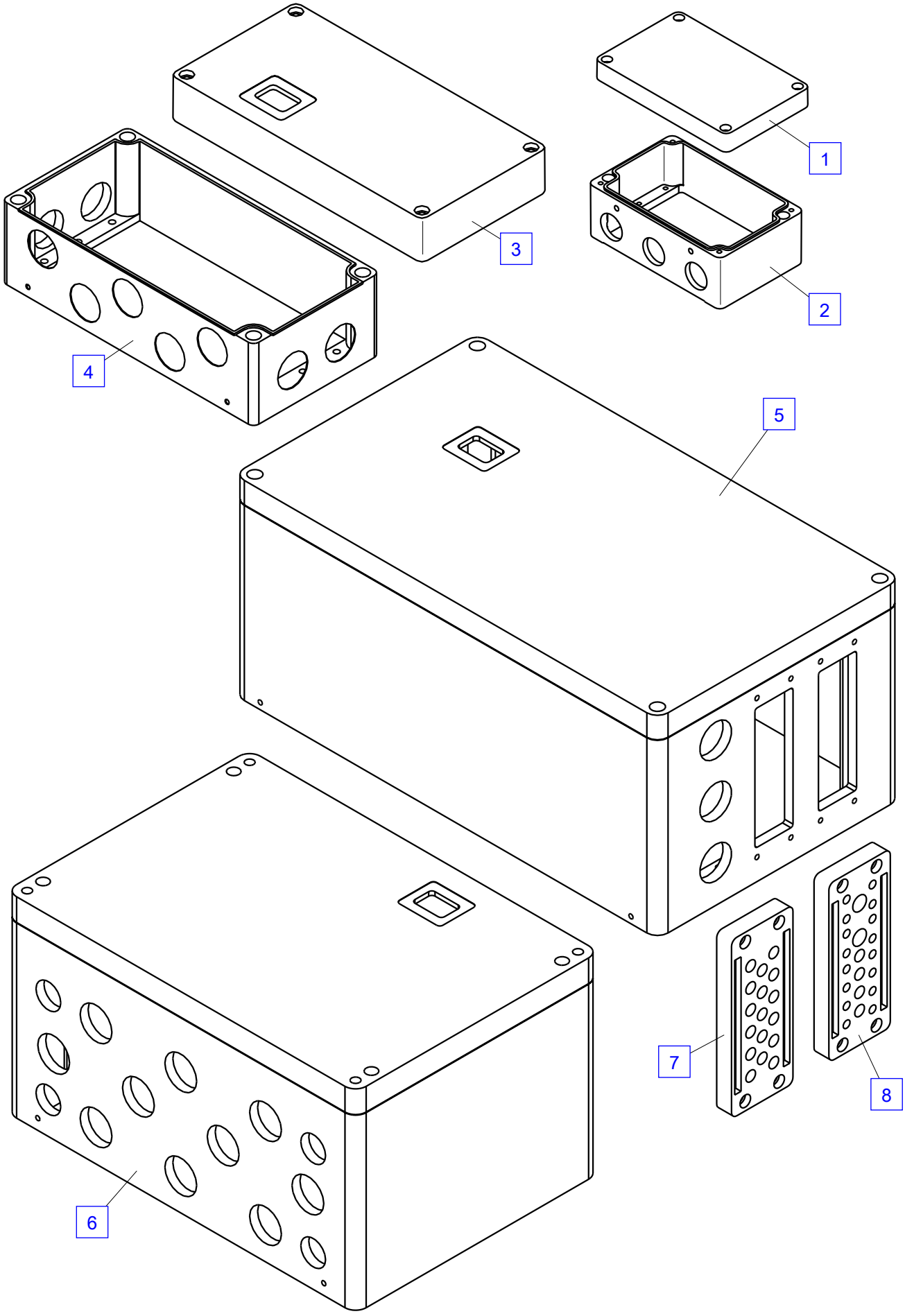
1
2
3
4
5
6
7
8

PT050Attachment board

No.	Spare part	Qty.	Description	Dimension
1	EEA2937	1	Attachment board	12/24V
2	EEA3087	1	Wire plug (6-sections)	Typ BL
3	EB3499	1	Symbol sign	
4	EEA1930B	1	Drawer electronics, cpl.	PAL 50
	EEA12797	1	Spool position board	
	EEA12797B	1	Spool position board	
5	EEA4658	1	Indicator module	
6	EEA5342	1	Attachment board	
7	EEA6195B	1	Attachment board	V 4.6
8	BD380	1	Spool position board	
9	HT10800	1	Cover plate	
10	EEA4657	1	Support control ISC	
11	EEA5367	1	Kit PAL50	
	EM 004	4	Nut	DIN 934 M6 CL8 ZB
	EEA5348	12	Spacer	l=7 mm d=6 mm M3
	EEA5343	2	Distance pin	M 6x25 mm SW10
	EEA5344	2	Distance pin	M 6x14 mm SW10
	EEA5345	2	Distance pin	M 6x10 mm SW10
	EEA5361	2	Distance pin	M 3x18 mm SW5
	EEA5362	4	Distance pin	M 3x8 mm SW5
	EEA5337	1	Distance pin	M 3x14 mm SW5
	EEA5360	12	Distance pin	M 3x15 mm SW5
	EEA2887	4	Spacer	l=10 mm
	EEA5338	1	Spacer	l=10 mm d=3.2 mm
	EM 226	13	Nut	M 3 DIN 934
	EQ1495	13	Fan disc	A 3.2 mm DIN 6798
	EQ 195	4	Circlip	D 6.1 DIN 127

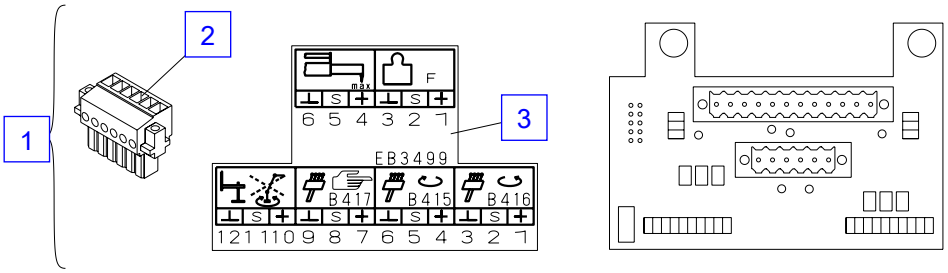

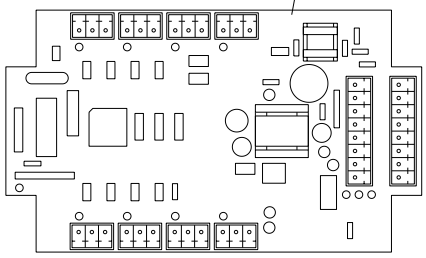

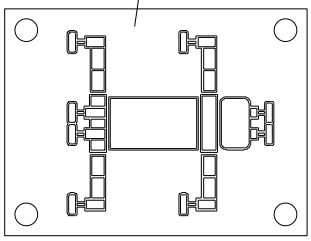

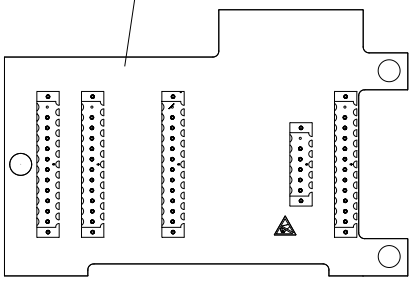

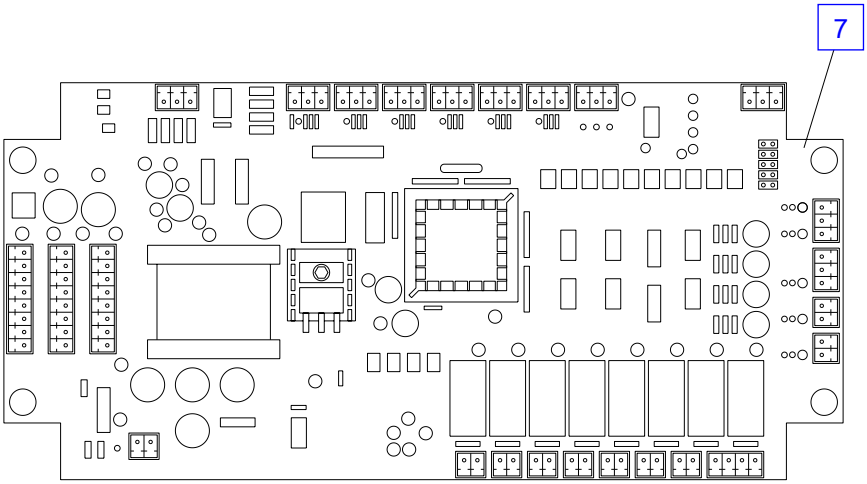

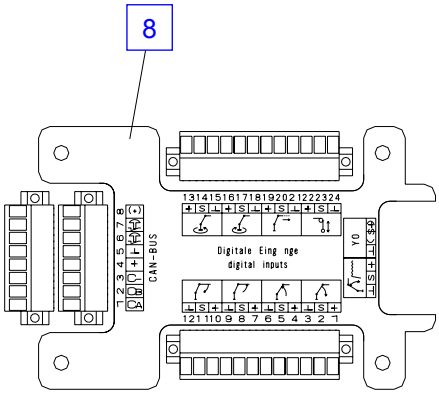

Bracket plate for attachment board see position 11

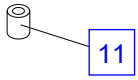

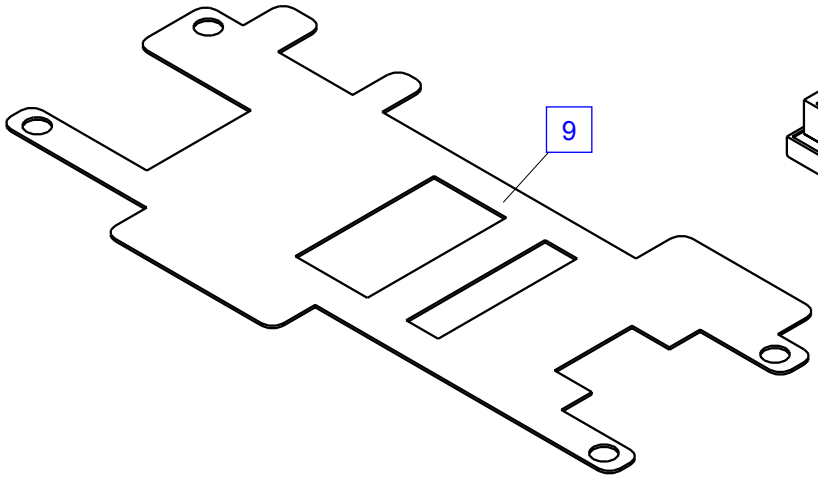

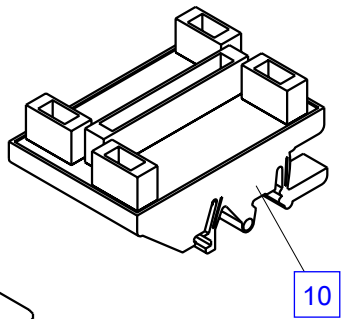

Decals PT050

No.	Spare part	Qty.	Description	Dimension
1	EB3205	1	Symbol sign	
2	EEA11524	1	Cover + Symbol sign EB2515	
3	EB2815	1	Symbol sign	
4	EEA12422	1	Cover + Symbol sign EB2514	
5	EB2810	1	Symbol sign	
6	EB2517	1	Symbol sign	
7	EB3059	1	Symbol sign	
8	EEA12479	1	Cover + Symbol sign EB2518	
9	EEA12480	1	Cover + Symbol sign EB2823	
10	EB2523	1	Symbol sign	
11	EB2305	1	Symbol sign	
12	EB12008	1	Sign	45x45 mm
13	EB4480	1	Symbol sign	
14	EB2440	1	Decal	
15	EB3902	1	Symbol sign	
16	EB4492	1	Decal	80x80 mm

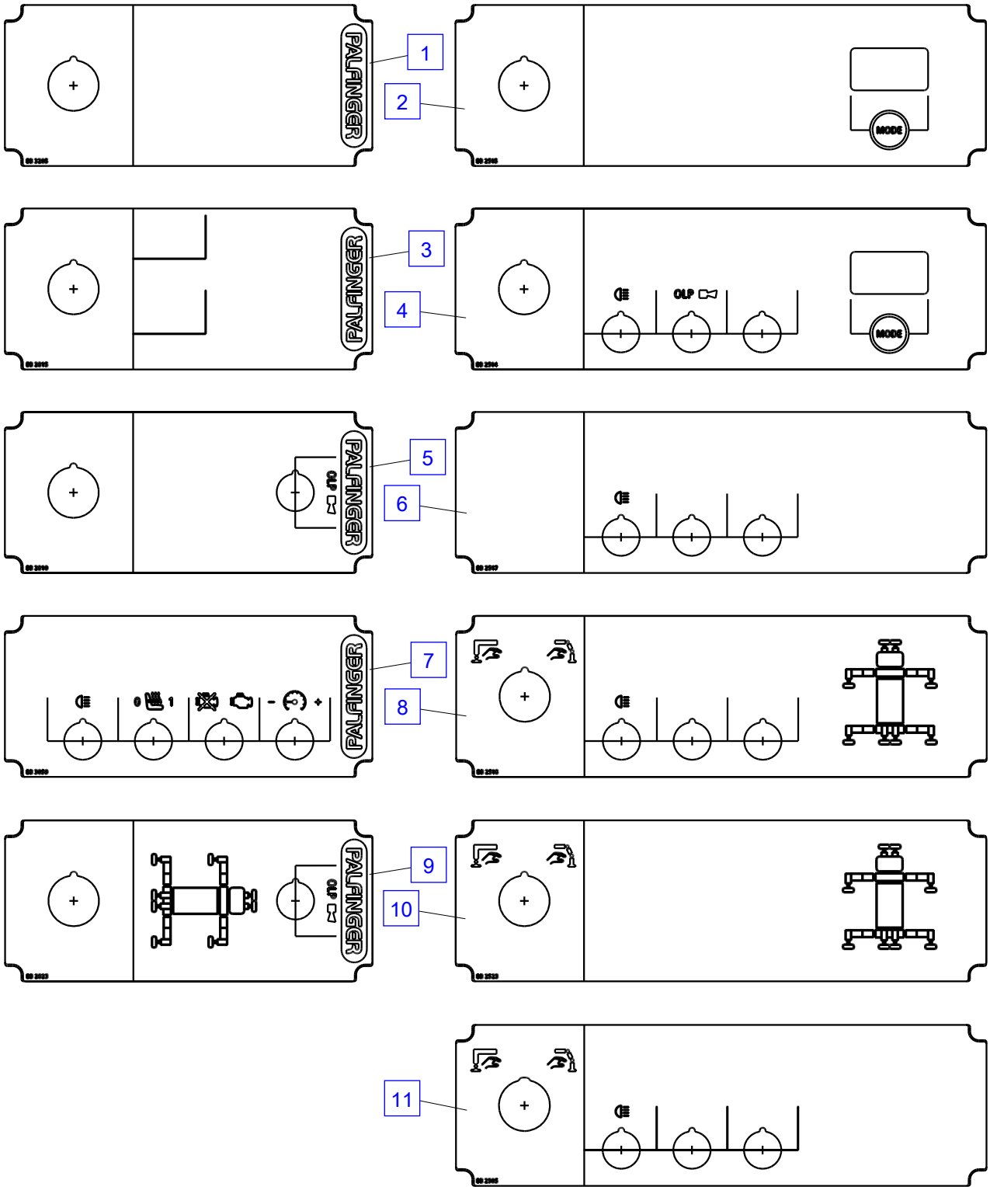
PALFINGER
MODE
OLP
1
2
3
4
5
6
7
8
9
10
11
12
13
14
15
16
EB 3829
EB4480

Housing HPSC

No.	Spare part	Qty.	Description	Dimension
1	EEA5406	1	Terminal ISC	
	EEA5767	1	Push button, green	
	EEA9829	1	Emergency cut-off button	
	EEA12480	1	Cover + Symbol sign EB2823	
	ES3628	4	Screw	M 4x45
2	EEA5378	1	Terminal ISC	
	EEA9829	1	Emergency cut-off button	
	EEA11520	1	Cover + Symbol sign EB2824	
	ES3628	4	Screw	M 4x45
3	EEA6391	1	Base for breather membrane The membrane are not included in the delivery.	175x80x43.5
4	EEA5405	1	Terminal ISC	
	EEA12479	1	Cover + Symbol sign EB2518	
	EEA3000	1	Key switch (2-positions)	
	ES3628	4	Screw	M 4x45
5	EEA6392	1	Base for breather membrane The membrane are not included in the delivery.	250x80x43.5
6	EEA3909	1	Breather valve	M 12x1.5
6	EEA6395	1	Ventilation membrane	M 12x1.5
7	EEA9864B	1	Basic element	Version 5.8
	ES3569	4	Screw	M 6x35 ISO4762
	ES3567	4	Screw	M 6x25 ISO4762
	ES3568	4	Screw	M 6x30 ISO4762
8	EEA4980	1	Base	238x119x68.5
9	EB4492	1	Decal	80x80 mm

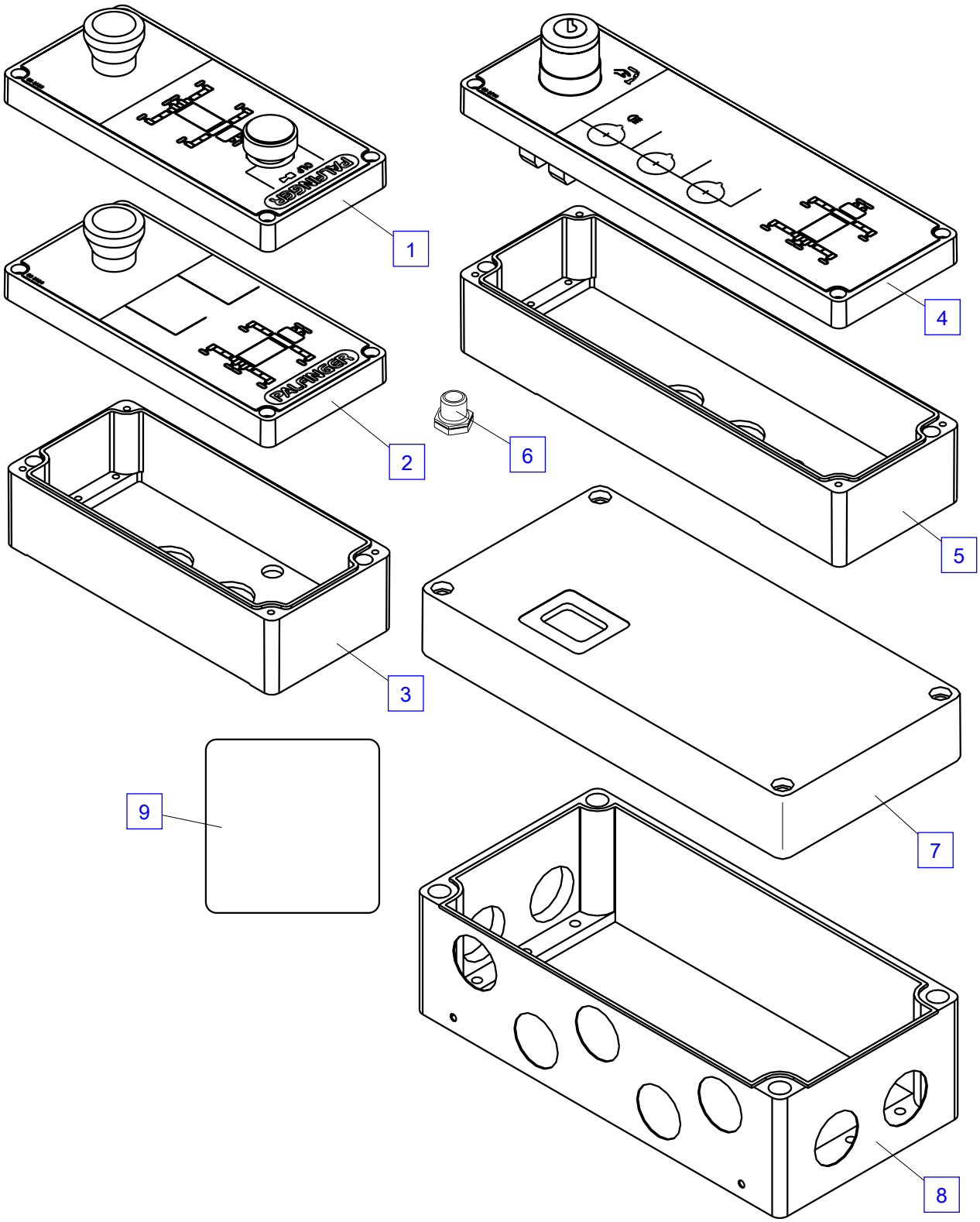
1
2
3
4
5
6
7
8
9

Housing HPSC

No.	Spare part	Qty.	Description	Dimension
1	EB4492	1	Decal	80x80 mm
2	EEA5333	1	Connection box	330x230x180
	ES3569	4	Screw	M 6x35 ISO4762
	ES3567	4	Screw	M 6x25 ISO4762
	ES3568	4	Screw	M 6x30 ISO4762
3	EEA4457	1	Connection box 7xM 20x1.5+9xM 32x1.5	330x230x110 mm
	EEA6440	1	Construction joint kit	
	ES3569	4	Screw	M 6x35 ISO4762
	ES3567	4	Screw	M 6x25 ISO4762
	ES3568	4	Screw	M 6x30 ISO4762

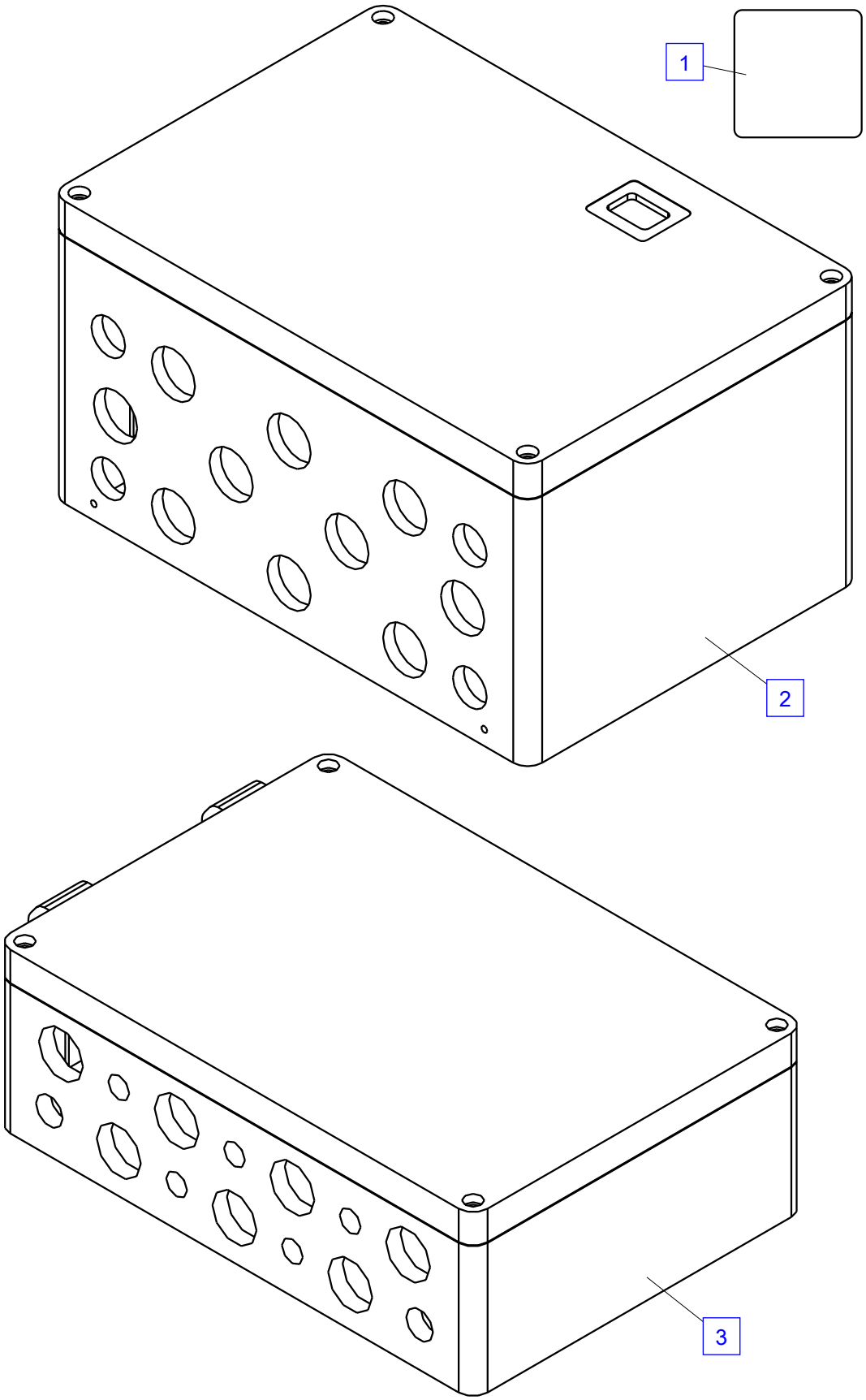
1
2
3

HPSCAttachment board

No.	Spare part	Qty.	Description	Dimension
1	EEA5376	1	Kit ISC/HPSC Pal 50	
2	EEA5353	1	ISC/HPSC Pal 50Attachment board	
3	EEA5316	1	ISC/HPSC Pal 50Attachment board	
4	HT12223	1	Cover plate	
5	EEA9794	1	Main board	SW > 4.6

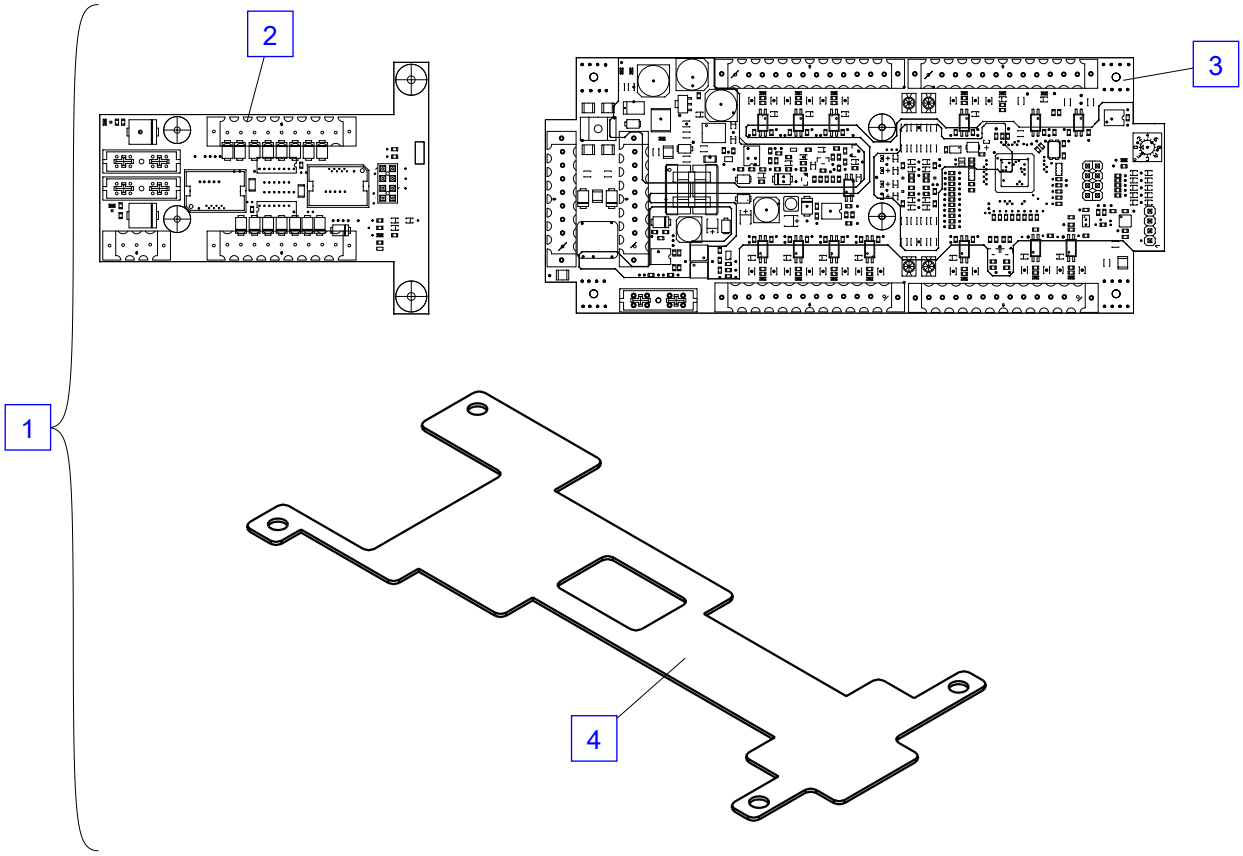
1
2
3
4

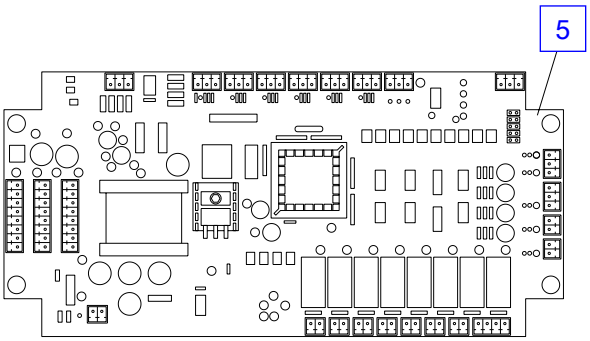
5

Adaptor, switch

No.	Spare part	Qty.	Description	Dimension
1	EEA3703	1	Fitting	M 25x1.5 (1x7-17 mm)
1	EEA3704	1	Fitting	M 32x1.5 (1x13-21 mm)
1	EEA3705	1	Fitting	M20x1.5 (1x4-13 mm)
1	EEA 509	1	Fitting	PG 11
2	EEA3706	1	Fitting	M 32x1.5 (4x5-7 mm)
2	EEA3707	1	Fitting	M 32x1.5 (2x8-10 mm)
2	EEA3708	1	Fitting	M 25x1.5 (4x4-6 mm)
2	EEA3709	1	Fitting	M 25x1.5 (3x5-7 mm)
2	EEA4444	1	Fitting	M 32x1.5 (6x4-6 mm)
2	EEA4987	1	Cartridge	M 32x1.5 (8x3-5 mm)
2	EEA6380	1	Fitting	M 40x1.5 (6x5-7 mm)
3	EEA3710	1	Cartridge	M 32x1.5 (3x6-8 mm)
4	EEA3711	1	Blind plug	M 25x1.5
4	EEA3712	1	Blind plug	M 32x1.5
4	EEA3727	1	Blind plug	M 20x1.5
5	EEA3713	1	Counter nut	M 25x1.5
5	EEA3714	1	Counter nut	M20x1.5
5	EEA3725	1	Counter nut	M 32x1.5
6	EEA3715	1	Reduction	M 32x1.5 - M 25x1.5
6	EEA3726	1	Reduction	M 25x1.5 - M 20x1.5
6	EEA4726	1	Reduction	M 32 - M 25x1.5
7	EEA3716	1	Extension	M 25x1.5 - M 32x1.5
7	EEA3728	1	Extension	M 20x1.5 - M 25x1.5
8	EEA3909	1	Breather valve	M 12x1.5
8	EEA6395	1	Ventilation membrane	M 12x1.5
9	EEA6077	1	Emergency cut-off button	
10	EEA5767	1	Push button, green Closer	
10	EEA9834	1	Push button, green Opener - Closer	
10	EEA5766	1	Alarm lamp, green	
10	EEA9813	1	Alarm lamp, red	
11	EEA5768	1	Switch (2-positions) Closer	
11	EEA6325	1	Switch (2-positions) Opener	
11	EEA5769	1	Switch (3-positions) (spring - detent - spring)	
11	EEA6429	1	Switch (3-positions) (detent - detent - detent)	
12	EEA5765	1	Blind plug	
13	EEA2998	1	Emergency cut-off button	
14	EEA9829	1	Emergency cut-off button	
15	EEA3002	1	Key switch (3-positions)	
16	EEA3157	1	Key	RONIS 601
17	EEA3001	1	Blind plug	
18	EEA4871	1	Switch (2-positions)	22 mm
19	EEA3000	1	Key switch (2-positions)	
20	EEA3156	1	Key	RONIS 455

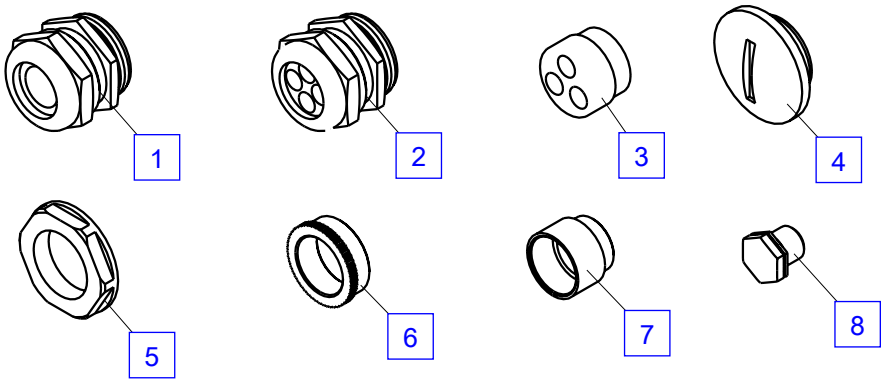
1
2
3
4
5
6
7
8

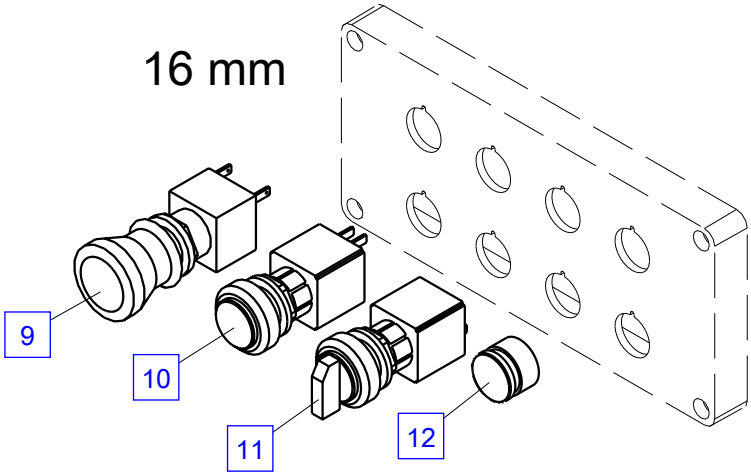
16 mm
9
10
11
12

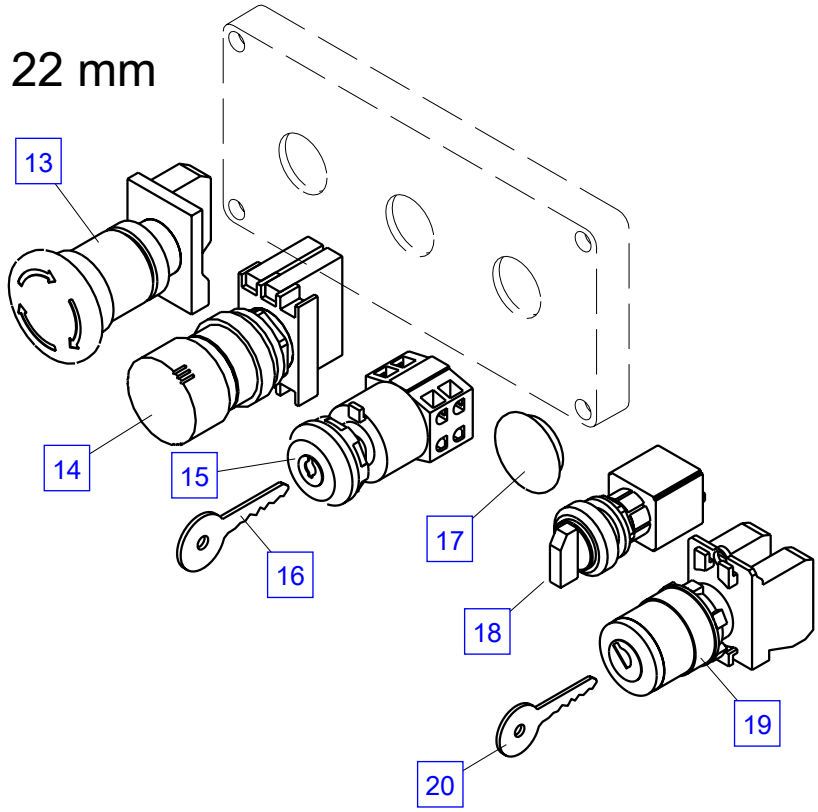
22 mm
13
14
15
16
17
18
19
20

Wire plug

No.	Spare part	Qty.	Description	Dimension
1	EK 370	1	Protecting cap 14+PE	C16-3
2	EEA4403	1	Plug box 14+PE	
3	EEA 599	1	Plug box 14+PE	C16-3
	EEA5498	1	Contact	C16-3 0.5-1.5 mm²
	EEA5500	1	Contact	C16-3 0.75-1 mm²
	EEA 602	1	Contact	C16-3
	EEA 605	1	Contact	C16-3
4	EEA4198	1	Diagnostic cable	
5	EEA 600	1	Wire plug 14+PE	C16-3
	EEA5499	1	Contact	C16-3 0.75-1 mm²
	EEA5497	1	Contact	C16-3 0.5-1.5 mm²
	EEA5554	1	Contact	C16-3 0.35-0.5 mm²
6	HA7465	1	Bearer	
7	ES 414	2	Screw	M6x10 ISO4762 - 8.8
8	EEA 028	1	Plug	
9	EEA 029	1	Plug box	

Wire plug

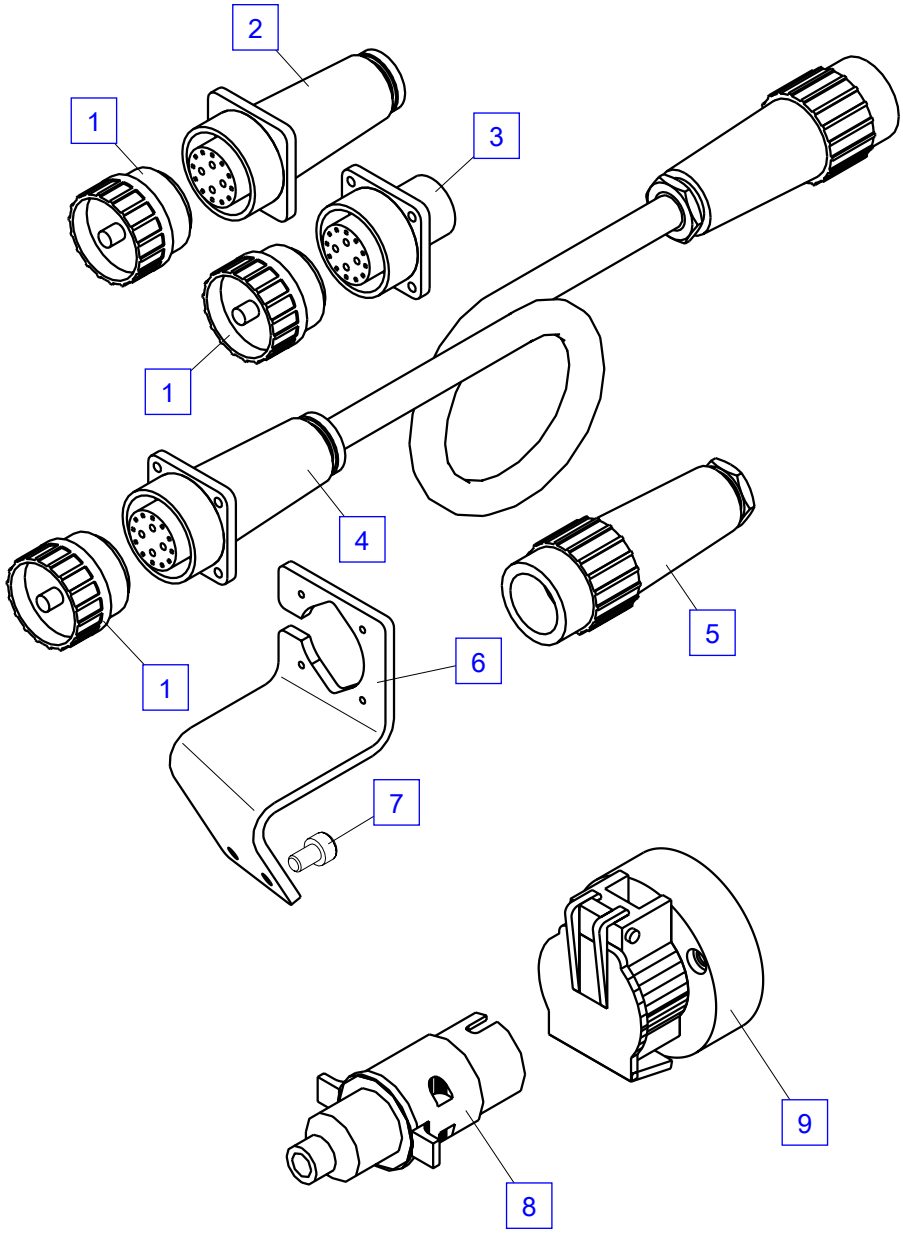

Line-up terminal

No.	Spare part	Qty.	Description	Dimension
1	EEA4552	1	Cross connection (2-sections)	ZDK 27.6 mm
2	EEA4553	1	Cross connection (3-sections)	ZDK 27.6 mm
3	EEA4554	1	Cross connection (4-sections)	ZDK 27.6 mm
4	EEA4555	1	Cross connection (5-sections)	ZDK 27.6 mm
5	EEA4556	1	Cross connection (6-sections)	ZDK 27.6 mm
6	EEA4557	1	Cross connection (10-sections)	ZDK 27.6 mm
7	EEA9803	1	Stop plate	ZDK
8	EEA9802	1	Line-up terminal	ZDK max. 2.5²
9	EEA4550	1	Line-up terminal	ZDK max. 2.5²
10	EEA4551	1	Stop plate	ZDK 27.6 mm
11	EEA4559	1	Line-up terminal LED	ZDK max. 2.5²
12	EEA4558	1	End terminal	ZDK
13	EEA6078	1	Fuse bracket	
14	EEA1804	1	Fuse	7.5 A
14	EEA4577	1	Fuse	5 A
14	EEA6090	1	Fuse	1 A
15	EEA 930	0	Bearing rail Metered good	
16	EEA9827	2	Attaching bracket	
17	EEA4548	1	Cross connection (2-sections)	ZDK 23 mm
17	EEA4932	1	Cross connection (4-sections)	ZDK 23 mm
18	EEA4547	1	End terminal	ZDK
19	EEA4543	1	Line-up terminal	ZDK max. 2.5²
20	EEA4546	1	Connection plate	ZDK

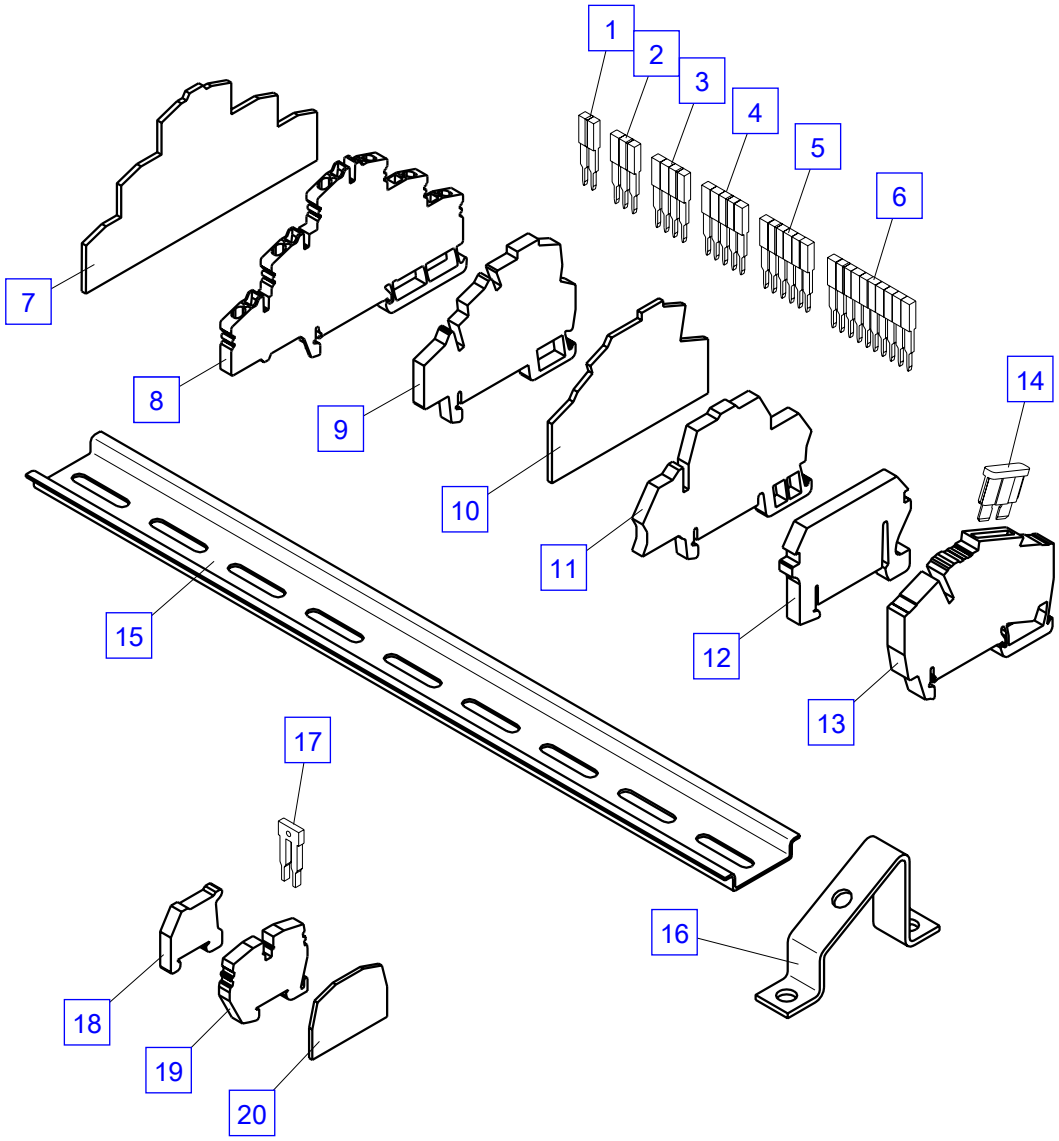
1
2
3
4
5
6
7
8
9
10
11
12
13
14
15
16
17
18
19
20

Relay (1)

No.	Spare part	Qty.	Description	Dimension
1	EE 024	1	Relay	24V 10A
2	EE 101	1	Relay	24V 12A
3	EE 102	1	Relay	24V 7A
4	EE 124	1	Relay - gold contakt	24V 7A
5	EE 127	1	Relay	24V 8A
6	EEA1456	1	Relay	24V 4A
6	EEA4088	1	Relay - gold contakt	24V 6A
7	EEA6216	1	Relay - projector	24V 10A
8	EEA 986	1	Time lag relay	24V 2A
9	EEA4540	1	Time lag relay - clock generator	24-48V 10h
9	EEA5351	1	Time lag relay - radio controlled support	12-240VAC/DC
10	EEA3481	1	Time lag relay - clock generator	12V 10A
11	EEA1812	1	Relay	24V 16A
12	EEA4297	1	Relay	24V 16A
13	EEA5060	1	Time lag relay	8...32Vdc
14	EEA1425	1	Relay	24V 10A

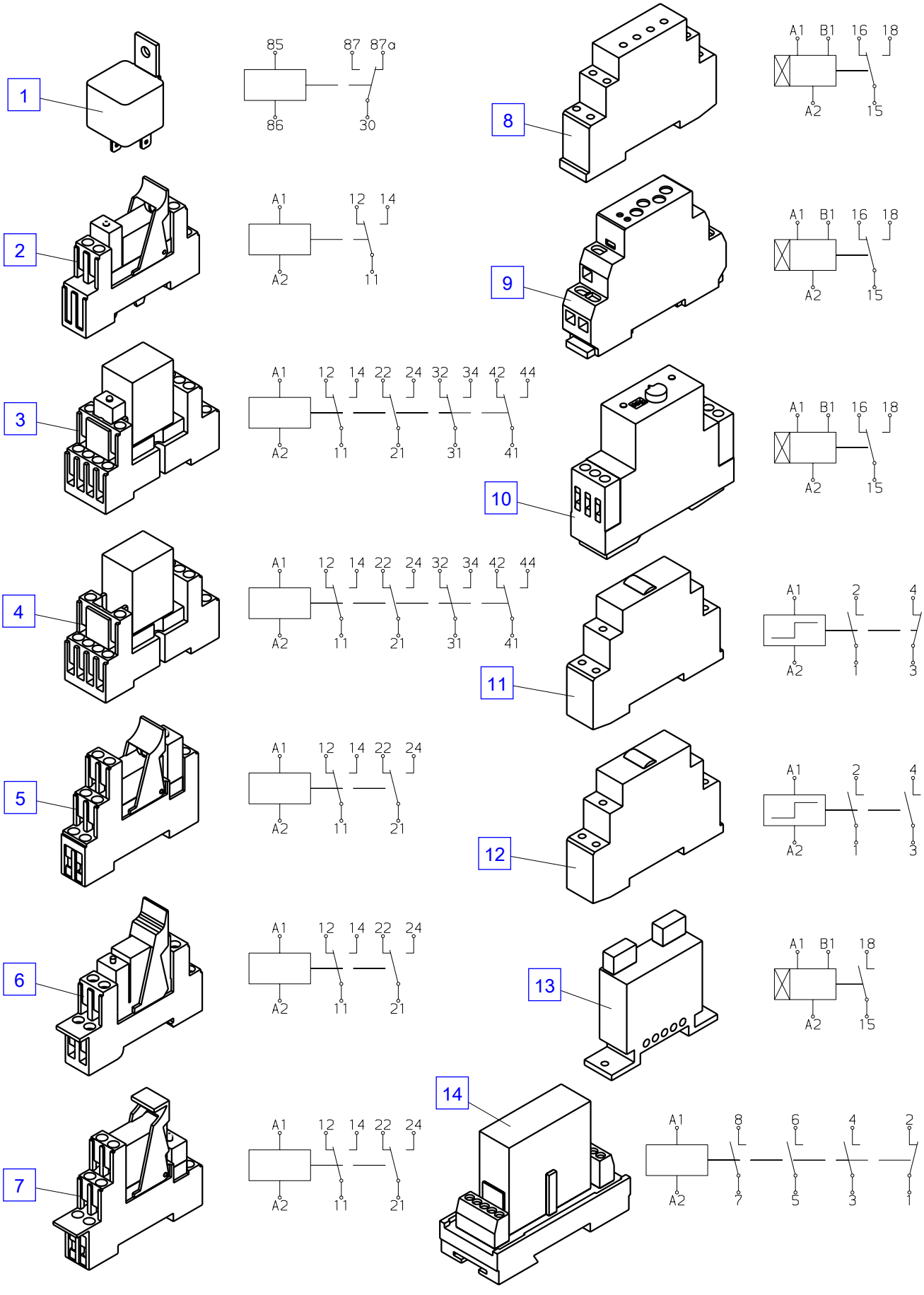
1
85
87
87a
86
30
2
A1
12
14
A2
11
3
A1
12
14
22
24
32
34
42
44
A2
11
21
31
41
4
A1
12
14
22
24
32
34
42
44
A2
11
21
31
41
5
A1
12
14
22
24
A2
11
21
6
A1
12
14
22
24
A2
11
21
7
A1
12
14
22
24
A2
11
21
8
A1
B1
16
18
A2
15
9
A1
B1
16
18
A2
15
10
A1
B1
16
18
A2
15
11
A1
2
4
A2
1
3
12
A1
2
4
A2
1
3
13
A1
B1
18
A2
15
14
A1
8
6
4
2
A2
7
5
3
1

Relay (2)

No.	Spare part	Qty.	Description	Dimension
2	EEA3971	1	Relay	24V 6A
3	EEA4972	1	Relay	24V 6A
4	EEA2342	1	Relay	24V 20A
5	EEA3748	1	Relay	24V 18A
6	EEA5339	1	Relay	24V 6A
7	EEA5319	1	Stop plate	24V

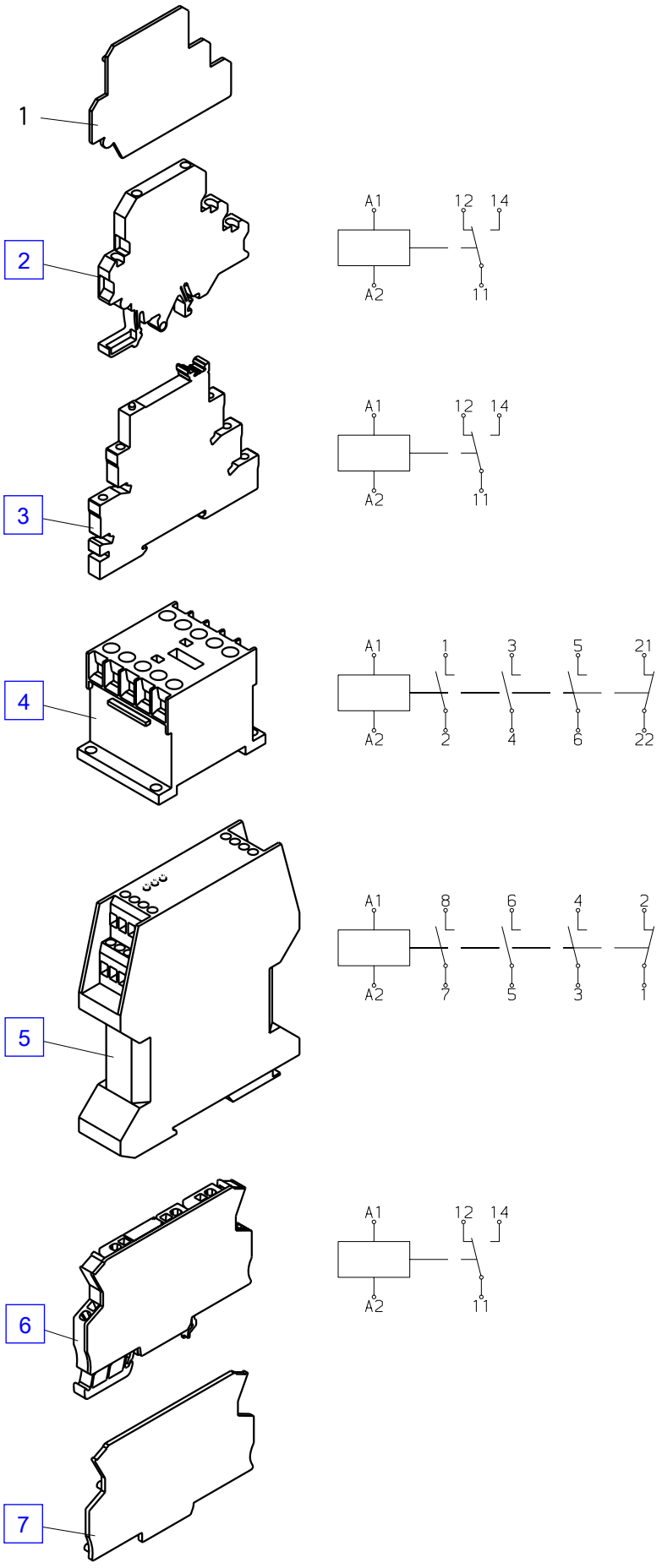
1
2
A1
12
14
A2
11
3
A1
12
14
A2
11
4
A1
1
3
5
21
A2
2
4
6
22
5
A1
8
6
4
2
A2
7
5
3
1
6
A1
12
14
A2
11
7

Miscellaneous

No.	Spare part	Qty.	Description	Dimension
1	EEA11926	1	Plug with cable (4-pole)	M 12 - 5 m 2x2 CAN-Bus
1	EEA9818	1	Plug with cable (4-pole)	M 12 - 1 m
1	EEA9985	1	Plug with cable (3-pole)	M 8 - 12 m
1	EEA5382	1	Plug with cable (4-pole)	M 12 - 8 m
1	EEA5383	1	Plug with cable (4-pole)	M 12 - 12 m
1	EEA5639	1	Angle plug with cable (4-pole)	M 12 - 2.6 m
1	EEA13589	1	Connecting cable (3-pole)	M 8 - 8 m
1	EEA9815	1	Plug with cable (4-pole)	M 12 - 11 m
1	EEA9814	1	Plug with cable (4-pole)	M 12 - 3 m
1	EEA11661	1	Angle plug with cable (4-pole)	M 12 - 3 m
1	EEA5384	1	Plug with cable (4-pole)	M 12 - 15 m
1	EEA12216	1	Plug with cable (4-pole)	M 12 - 3 m 2x2 CAN-Bus
1	EEA1150	1	Plug with cable (3-pole)	M 12 - 12 m
1	EEA2574	1	Plug with cable (3-pole)	M 12 - 8 m
1	EEA5075	1	Plug with cable (3-pole)	M 12 - 3 m
1	EEA3105	1	Angle plug with cable (4-pole)	M 12 - 2 m
1	EEA5790	1	Plug with cable (4-pole)	M 12 - 8 m
1	EEA6076	1	Plug with cable (4-pole)	M 12 -5 m
1	EEA13653	1	Connecting cable (4-pole)	M 12 - 7.5 m
1	EEA14103	1	Plug with cable (4-pole)	M 12 - 2 m
2	EEA 156	1	Plug	
3	EEA 772	1	Plug with cable LED	1,5 m
3	EEA 773	1	Plug with cable LED	3 m
3	EEA2810	1	Plug with cable LED, red	10 m
3	EEA2811	1	Plug with cable	5 m
4	EEA11002	1	Cable (metre goods)	2x1.5 mm²
4	EEA6213	1	Cable (metre goods)	7x0.5 mm²
4	EEA5260	1	Cable for drag chain (metro goods)	CAN 25x1,12x0.5,3x0.34 mm"
4	EEA6172	1	Cable (CAN 34-pole) metre goods	17x1 - 14x0.5 - 3x0.34 mm²
4	EEA5354	1	Cable (metre goods)	18x0.5 mm²
4	EEA11460	1	Cable (metre goods)	36x1.5 mm²
4	EEA1755	1	Cable (metre goods)	4x0.34 mm²
4	EEA5370	1	Cable (metre goods)	33x1.5 mm²
4	EEA3814	1	Cable (metre goods)	3x1 mm²
4	EEA5419	1	Cable (metre goods)	2x1.5 mm²
4	EEA5421	1	Cable (metre goods)	2x2.5 mm²
4	EEA6169	1	Cable (metre goods)	6x0.75 mm²
4	EEA4380	1	Cable (metre goods)	2x0.75 mm²
4	EEA5503	1	Cable (CAN 18-pole) metre goods	15x1 - 3x0.34 mm²
4	EEA 058	1	Cable (metre goods)	3x0.5 mm²
4	EEA 169	1	Cable (metre goods)	2x1 mm²
4	EEA 170	1	Cable (metre goods)	2x1.5 mm²
4	EEA 192	1	Cable (metre goods)	7x1.5 mm²
4	EEA2478	1	Cable (metre goods)	2x2.5 mm²
4	EEA4377	1	Cable (metre goods)	10x1.5 mm²
4	EEA4376	1	Cable (metre goods)	5x2.5 mm²
4	EEA4378	1	Cable (metre goods)	12x0.75 mm²
4	EEA4379	1	Cable (metre goods)	4x0.75 mm²
4	EEA5422	1	Cable	2x2.5 mm² x 2220mm
4	EEA13157	1	Cable (CAN 2x 41-pole) metre goods	25x1 - 12x0.5 - 4x0.34 mm²
5	EK 155	1	Cable tie	l=102x2.5
5	EK 165	1	Cable tie	l=215x4.8
6	EEA6073	1	Fuse	1A
7	EEA5764	1	Fuse bracket	
8	EH 620	1	Protection hose	NW 70x1000
8	EH 641	1	Protection hose	NW 102x2000
8	EH 822	1	Protection hose	NW 50x500
8	EH 878	1	Protection hose	NW 102x1000
9	EEA6165	1	Pendulum, cpl.	M 12
10	ES 414	2	Screw	M6x10 ISO4762 - 8.8
11	EEA15298	1	Pendulum (0-180°)	M 12

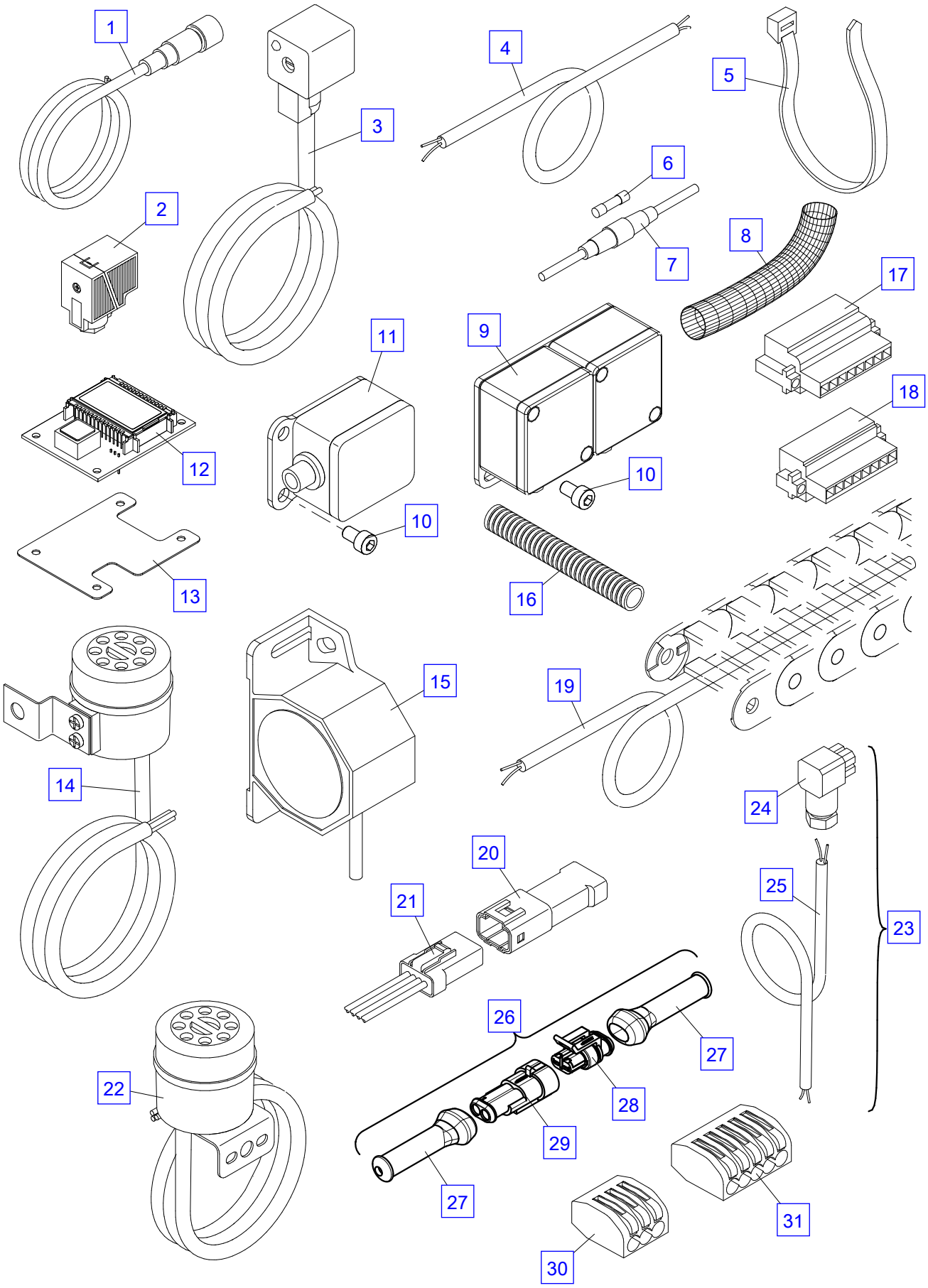
1
2
3
4
5
6
7
8
9
10
11
12
13
14
15
16
17
18
19
20
21
22
23
24
25
26
27
28
29
30
31

No.	Spare part	Qty.	Description	Dimension
12	EEA3527	1	Hour meter	
13	HT1041	1	Cover plate	
14	EEA 080	1	Horn (Alternating tone alert signal)	12/24 V
14	EEA2729	1	Horn	12/24 VDC
15	EEA6194	1	Horn	12/24 VDC (H6)
15	EEA2753	1	Horn (EN12999)	12 m (CE)
16	EZ1293	1	Protection hose (metre goods)	D 9.8/13 mm
16	EZ1266	1	Protection hose (metre goods)	D 12.2/15.7 mm
16	EZ1267	1	Protection hose (metre goods)	D 16.6/21.2 mm
16	EZ2837	1	Protection hose (metre goods)	D 6.6/10 mm
17	EEA5034	1	Female strip (4-sections)	Typ BLZF
17	EEA4948	1	Female strip (5-sections)	Typ BLZF
17	EEA4947	1	Female strip (9-sections)	Typ BLZF
17	EEA4597	1	Female strip (24-sections)	Typ BLZF
17	EEA4596	1	Female strip (12-sections)	Typ BLZF
17	EEA4595	1	Female strip (10-sections)	Typ BLZF
17	EEA4594	1	Female strip (8-sections)	Typ BLZF
17	EEA4593	1	Female strip (6-sections)	Typ BLZF
17	EEA4592	1	Female strip (3-sections)	Typ BLZF
17	EEA4591	1	Female strip (2-sections)	Typ BLZF
17	EEA5705	1	Wire plug (15-sections)	Typ BLZF
18	EEA3087	1	Wire plug (6-sections)	Typ BL
18	EEA2603	1	Wire plug (2-sections)	Typ BL
18	EEA1720	1	Wire plug (4-sections)	Typ BL
18	EEA2604	1	Wire plug (8-sections)	Typ BL
18	EEA2605	1	Female strip (10-sections)	Typ BL
18	EEA2606	1	Wire plug (12-sections)	Typ BL
18	EEA2698	1	Wire plug (3-sections)	Typ BL
18	EEA2607	1	Wire plug (24-sections)	Typ BL
19	EEA 026	1	Cable for drag chain (metro goods)	5x1 mm²
19	EEA2141	1	Cable for drag chain (metro goods)	5x1 mm²
19	EEA 791	1	Cable for drag chain (metro goods)	18x1 mm²
19	EEA5752	1	Cable for drag chain (metro goods)	22x1 mm²
19	EEA1705	1	Cable for drag chain (metro goods)	5x1.5 mm²
19	EEA1268	1	Cable for drag chain (metro goods)	12x1.5 mm²
19	EEA1853	1	Cable for drag chain (metro goods)	18x1.5 mm²
19	EEA6381	1	Cable for drag chain (metro goods)	25x1.5 mm²
19	EEA5505	1	Cable for drag chain (metro goods)	4x2.5 + 5x1 mm²
19	EEA1704	1	Cable for drag chain (metro goods)	5x2.5 mm²
20	EEA5591	1	Plug (3-pole)	
21	EEA5741	1	Plug with cable	1,5 m
21	EEA5742	1	Plug with cable	2,5 m
21	EEA6154	1	Plug with cable	3,5 m
22	EEA6192	1	Horn (Alternating tone alert signal)	12/24 VDC
22	EEA6193	1	Horn (Continuous tone)	12/24 VDC (H5)
23	EEA2696	1	Plug with cable	1.5 m
23	EEA3399	1	Plug with cable	3 m
23	EEA9860	1	Plug with cable	4 m
24	EEA1718	1	Wire plug	
25	EEA1755	0	Cable (metre goods)	4x0.34 mm²
26	EEA5507	1	Connector kit	AMP
27	EEA6202	2	Rubber grummet	
28	EEA6185	1	Bush insert (2-pole)	MIC
	EEA6184	2	Contact	MIC 1.0-1.5 mm²
	EEA6203	2	Seal	
	EEA6202	1	Rubber grummet	
29	EEA6186	1	Plug case (2-pole)	MIC

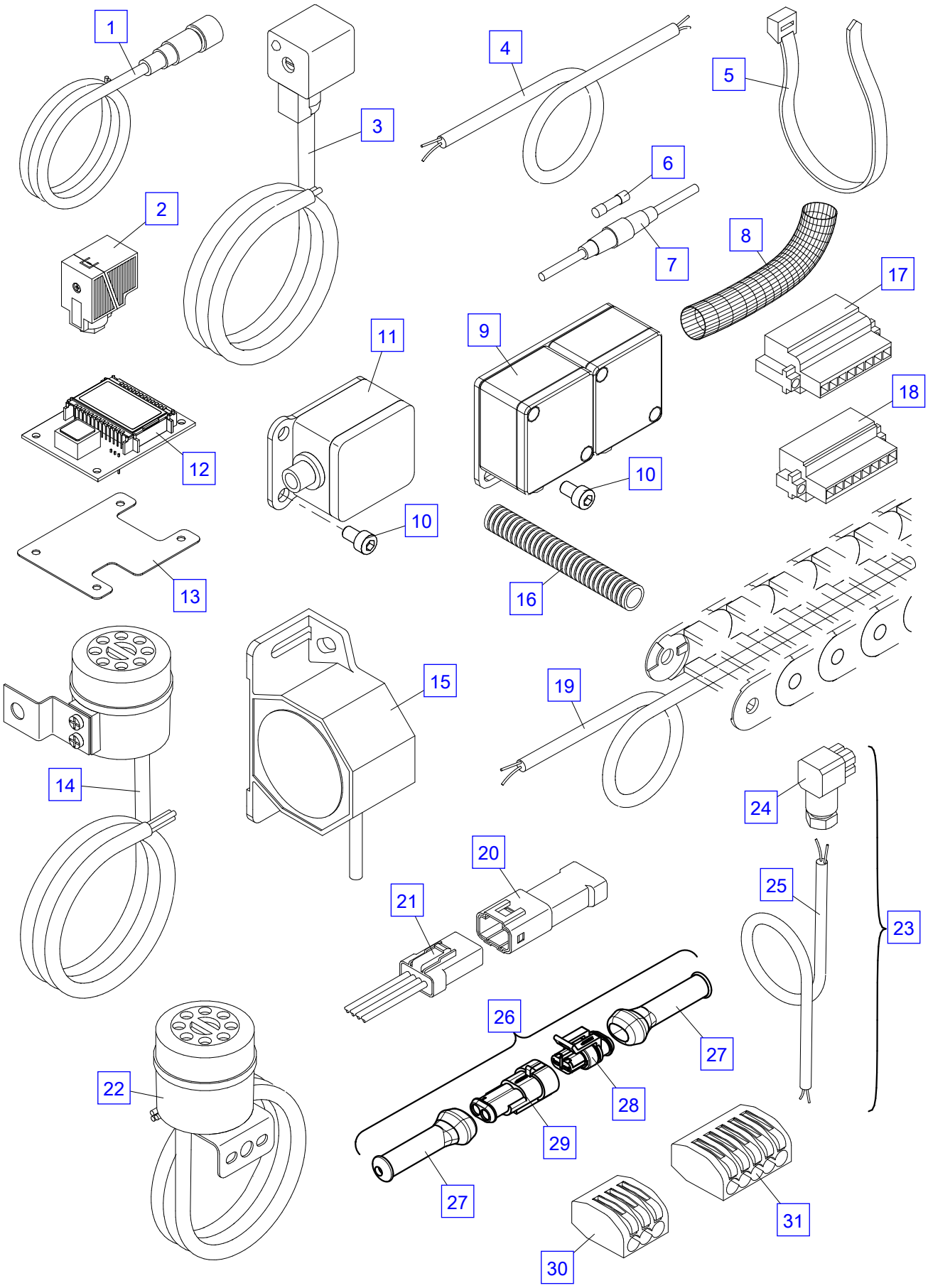
1
2
3
4
5
6
7
8
9
10
11
12
13
14
15
16
17
18
19
20
21
22
23
24
25
26
27
28
29
30
31

Miscellaneous

No.	Spare part	Qty.	Description	Dimension
	EEA6183	2	Contact	MIC 1.0-1.5 mm²
	EEA6203	2	Seal	
	EEA6202	1	Rubber grummet	
30	EEA5625	1	Connecting piece	
31	EEA5626	1	Connecting piece	

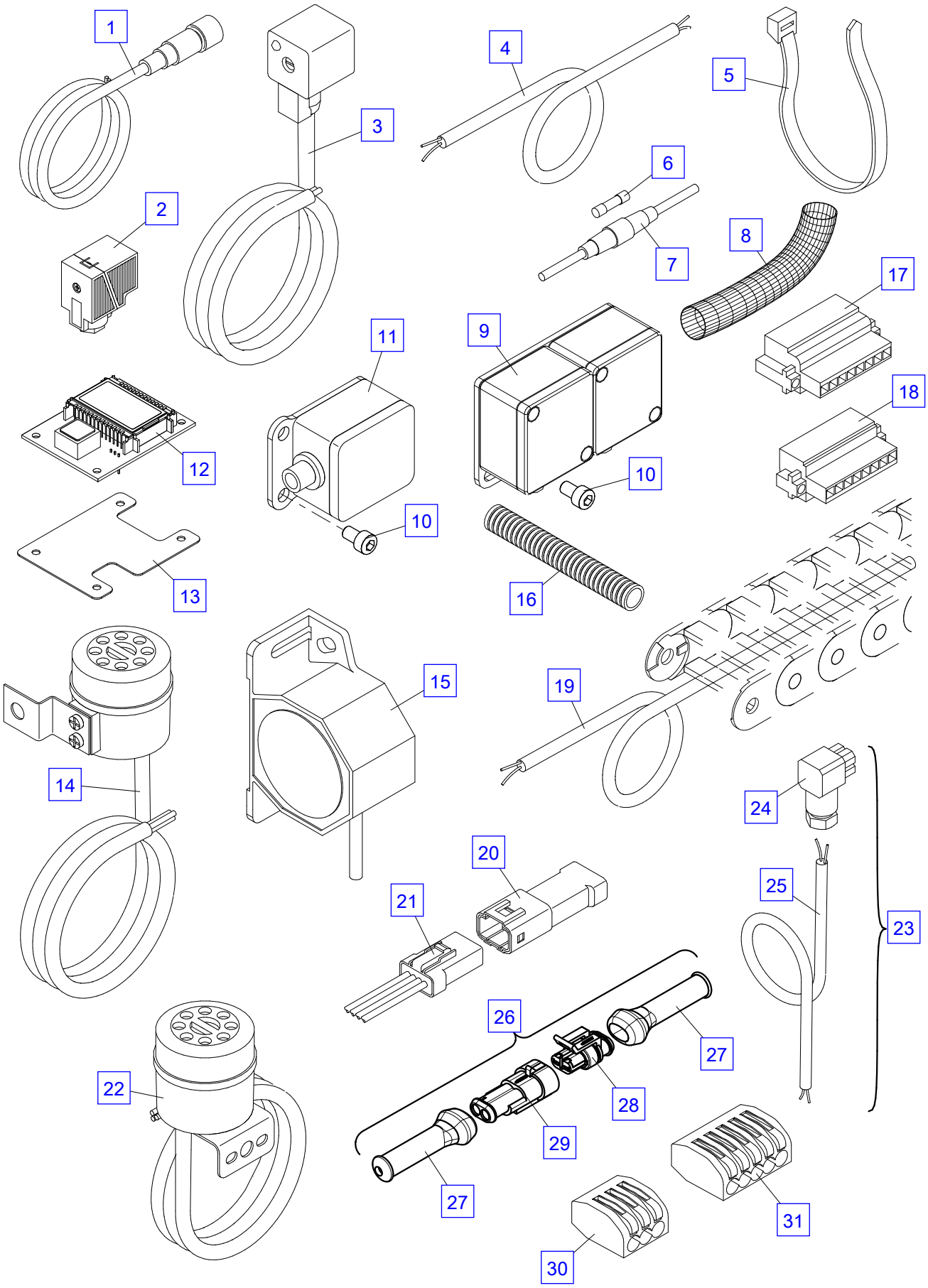
1
2
3
4
5
6
7
8
9
10
11
12
13
14
15
16
17
18
19
20
21
22
23
24
25
26
27
28
29
30
31

Crane column FL

No.	Spare part	Qty.	Description	Dimension
1	S205S31SA+XXXXX	1	Crane column (Special colour, XXXXX = colour code)	
2	EK 567	4	Washer	D 6
3	ES 419	4	Screw	M6x12 ISO14581- 8.8
4	HA6711A	1	Cover	

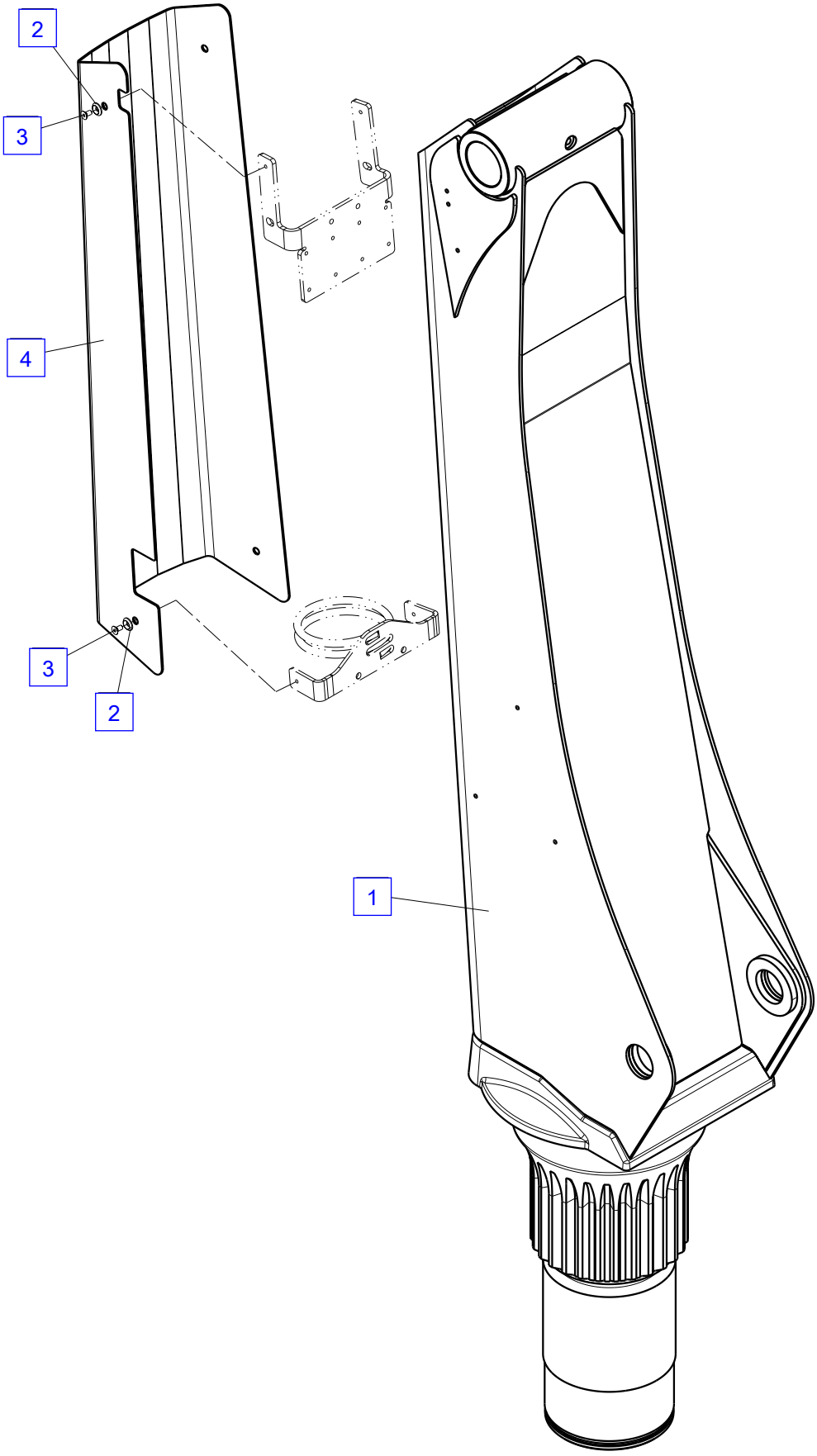
2
3
4
3
2
1

Attachments - crane column

No.	Spare part	Qty.	Description	Dimension
1	HI4034	1	Pin	
2	HBS 874	2	Spacer	2 mm
2	HBS 998	2	Spacer	1.5 mm
3	EQ 086	2	Circlip	D 50 DIN 471
4	EK1239	1	Cover	
5	EK 567	1	Washer	D 6
6	ES 419	1	Screw	M6x12 ISO14581- 8.8
7	UP1639A	1	Lifting cylinder see page 0400.02101-A	
8	HA10168	1	Bearer	
9	HX 157	1	Hose guide	
10	ES 265	2	Screw	M 8x20 ISO4762- 8.8
11	HX 160	1	Hose guide	d=110 mm
12	ELG 011	2	Bearing bush	D 60x65x60
13	EA 023	1	Grease nipple	M 10x1 DIN 71412
14	HA10224	1	Bearer	
15	ES1150	2	Screw	M 6x12 - 8.8 - ISO4762
16	HI4039	1	Pin	
17	ES 175	2	Screw	M 6x16 ISO4762- 8.8
18	EZ 998	1	Protection hose	

PK16001,PK18001-EH

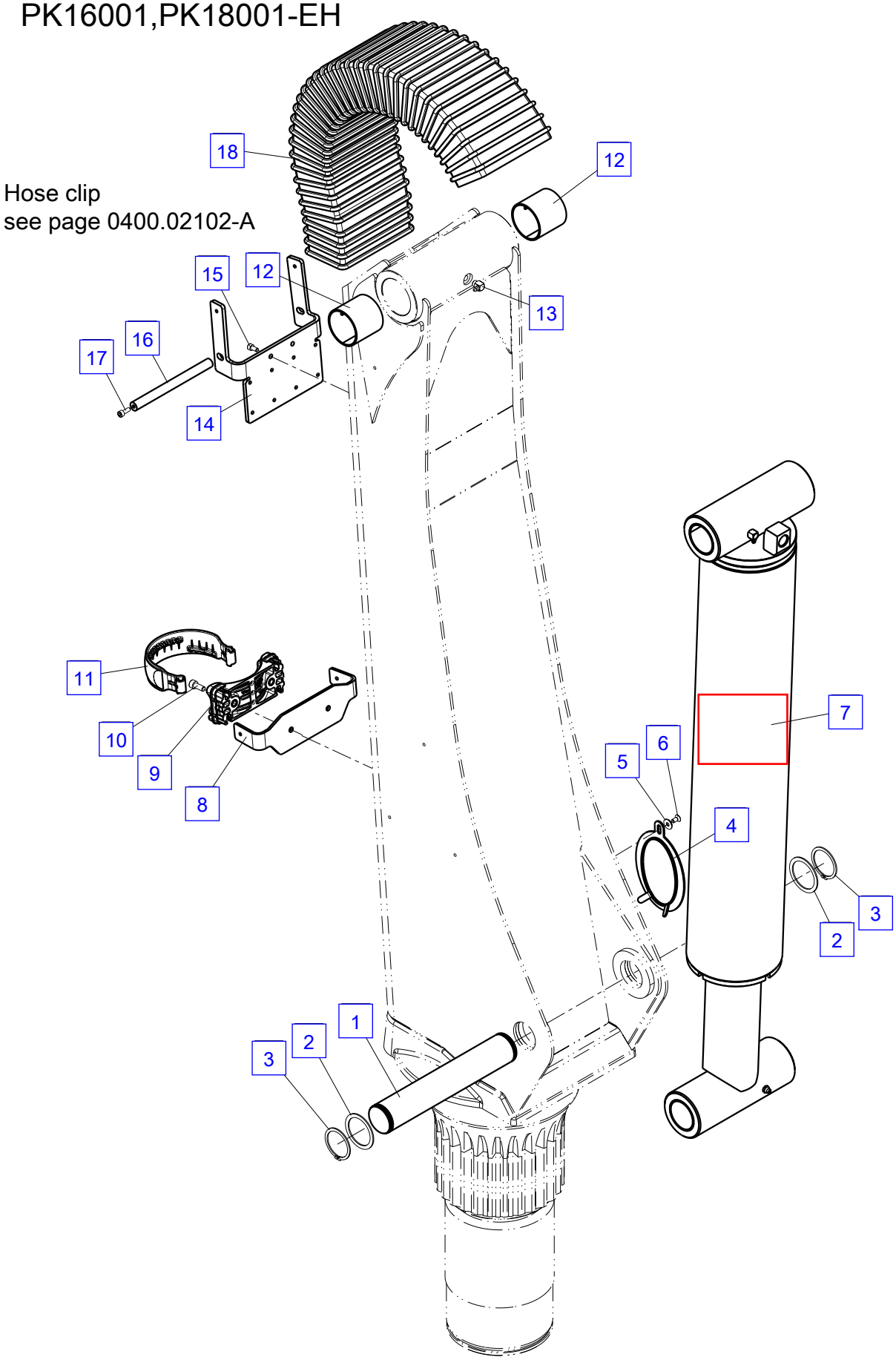

Lifiting cylinder - details

No.	Spare part	Qty.	Description	Dimension
1	UP1639A	1	Lifting cylinder	
2	ELG 009	4	Bearing bush	D 50x55x60
3	HBD 337	2	Spacer	
4	EA 023	1	Grease nipple	M 10x1 DIN 71412
5	HY1475	1	Cylinder tube	
6	TD 669A	1	Seal kit	
7	HK 726	1	Piston	
8	HV 367A	1	Cylinder nut	
9	HSK1325A	1	Piston rod	Cr
10	EA 005	1	Grease nipple	M10x1 DIN71412

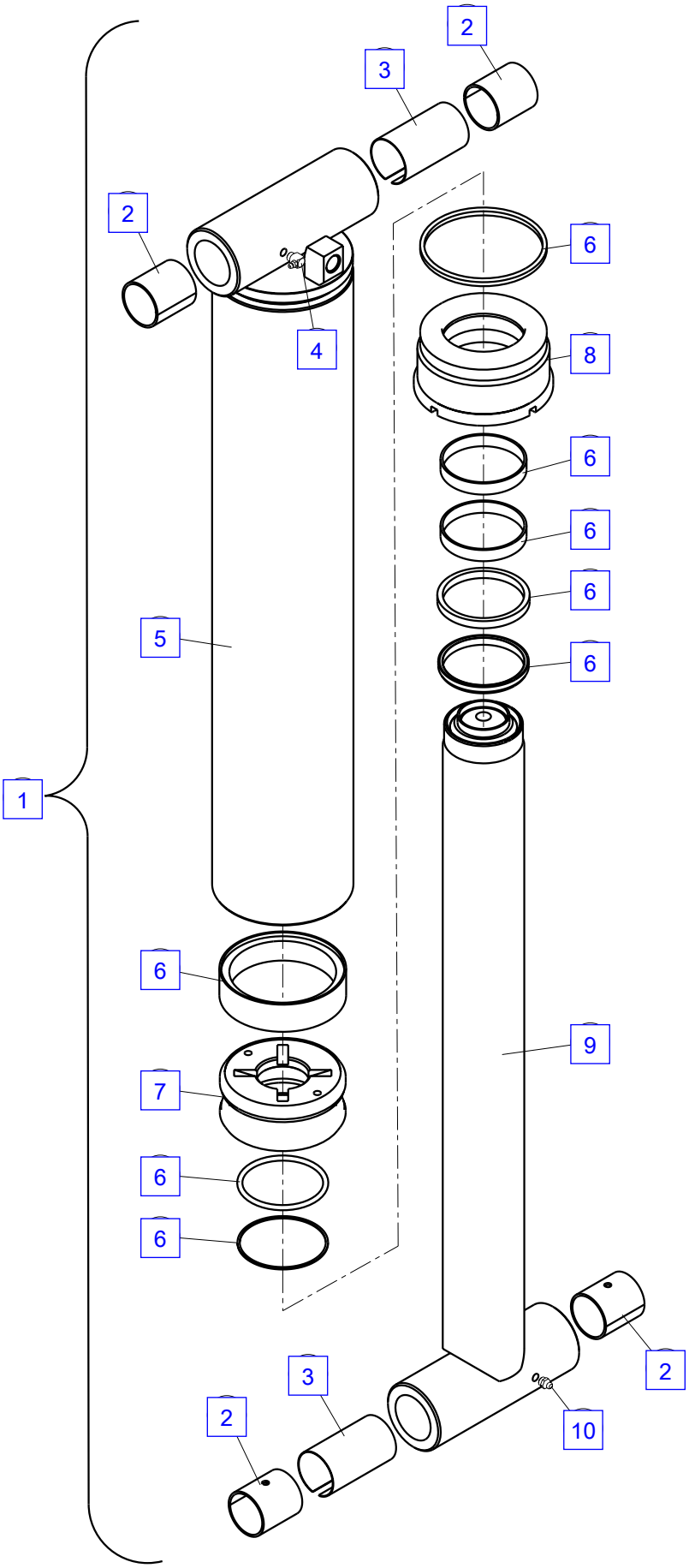
1
2
3
2
4
5
6
7
6
6
8
6
6
6
6
9
2
3
2
10

Hose clip

No.	Spare part	Qty.	Description	Dimension
1	EZ1718	2	Stop plate	
2	EZ1590	0	Hose clip	NW 12
3	HX 965	0	Fastening plate	L0166.0 B0030 S0004
4	ES 103	0	Screw	M 6x45 DIN 6912 8.8
6	EZ1589	0	Hose clip	NW 10
8	ES 108	0	Screw	M 6x100 DIN7984- 8.8
9	ES 101	0	Screw	M6x90 - 8.8 - ISO4762
10	HX 964	1	Fastening plate	L0116xB0030xS004

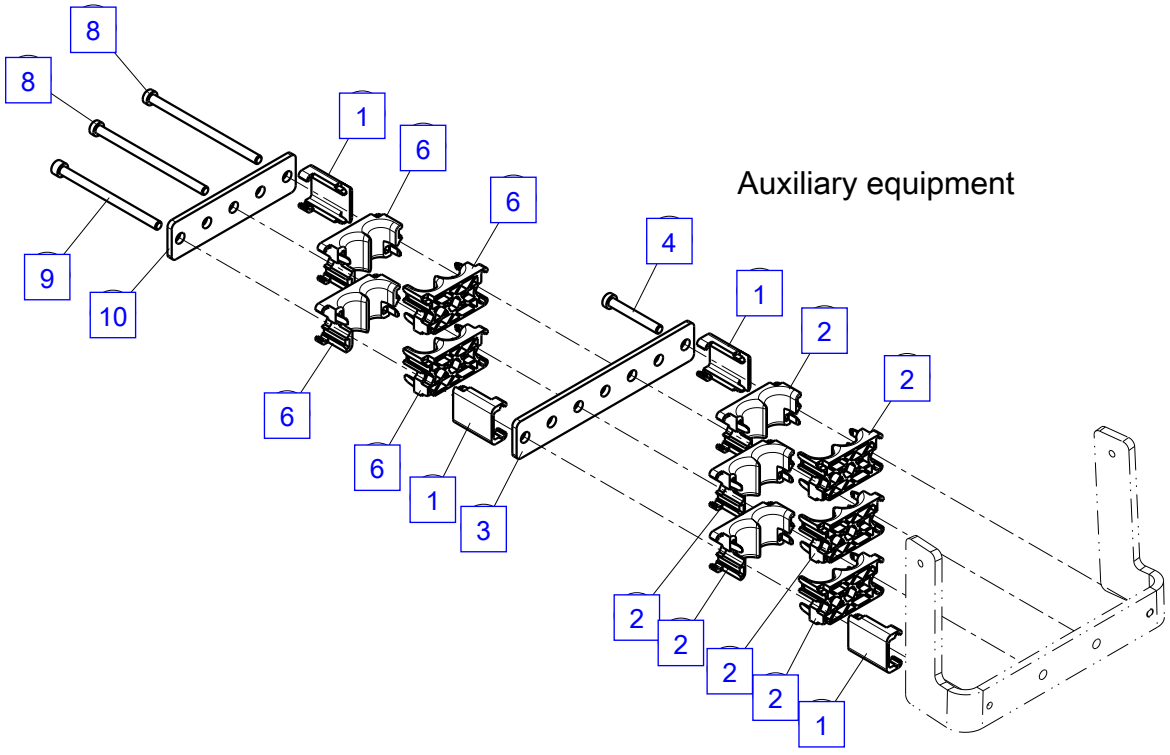

Auxiliary equipment

Attachments - Clamp housing

No.	Spare part	Qty.	Description	Dimension
1	HA9353	1	Bearer	L0236.3xB0116xS006
2	EEA5657	1	Light, orange	1 m
2	EEA15937	1	Light, green	M 12
2	EEA9814	1	Plug with cable (4-pole)	M 12 - 3 m
2	EEA17020	1	Adapter cable	MIC - M 12
3	ES 418	2	Screw	M6x16 ISO14581- 8.8
4	EK 567	2	Washer	D 6
5	HT10055	1	Bearer	
6	EK 190	3	Washer	DIN134-06-ST
7	ES 175	3	Screw	M 6x16 ISO4762- 8.8
8	EEA3687	1	Connection box	260x160x100
	ES3569	4	Screw	M 6x35 ISO4762
	ES3567	4	Screw	M 6x25 ISO4762
	ES3568	4	Screw	M 6x30 ISO4762
9	EEA11683	1	Connection box	220x120x91
	ES3567	4	Screw	M 6x25 ISO4762
	ES3568	4	Screw	M 6x30 ISO4762
	ES3569	4	Screw	M 6x35 ISO4762
10	EEA3936	1	Connection box	140x140x92

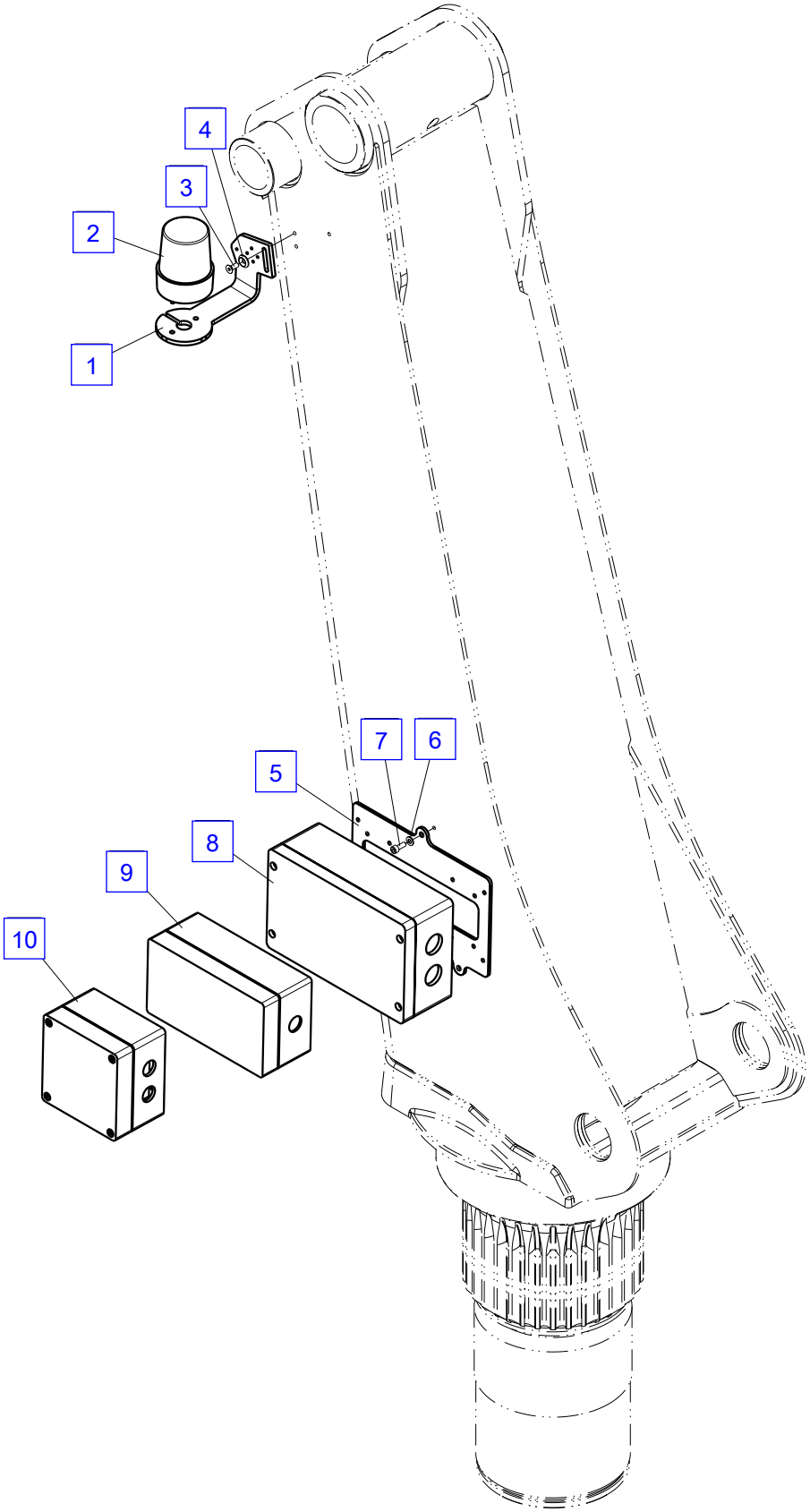
4
3
2
1
7
6
5
8
9
10

Piping - lifting cylinder

No.	Spare part	Qty.	Description	Dimension
1	UV524-370	1	Load holding valve see page 0400.03001-A	
3	HLR13572	1	Pipe	D 12
4	EA 089	1	Fitting	GE 08S R1/4"-ED
5	HLR10891	1	Pipe	D 8
6	EA1264	1	Fitting	GAI 8 S 1/4"
7	EEA4165	2	Pressure transducer	24V 600 bar

Piping - lifting cylinder

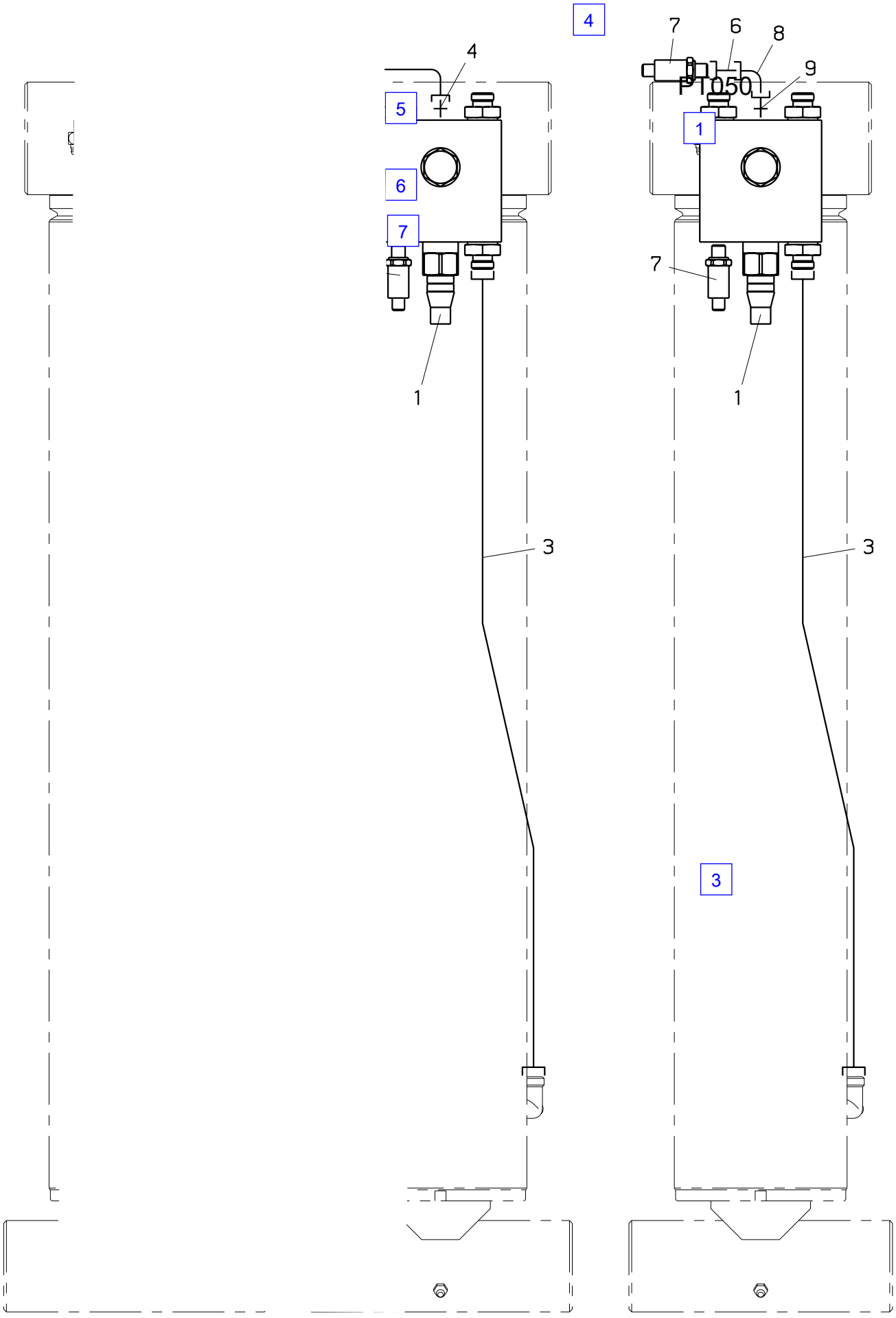

Load holding valve UV524-370

No.	Spare part	Qty.	Description	Dimension
1	UV524-370	1	Load holding valve	
2	EA 183	3	Fitting	GE 12S R1/2"-ED
4	EZ1438	1	Sealing cap	

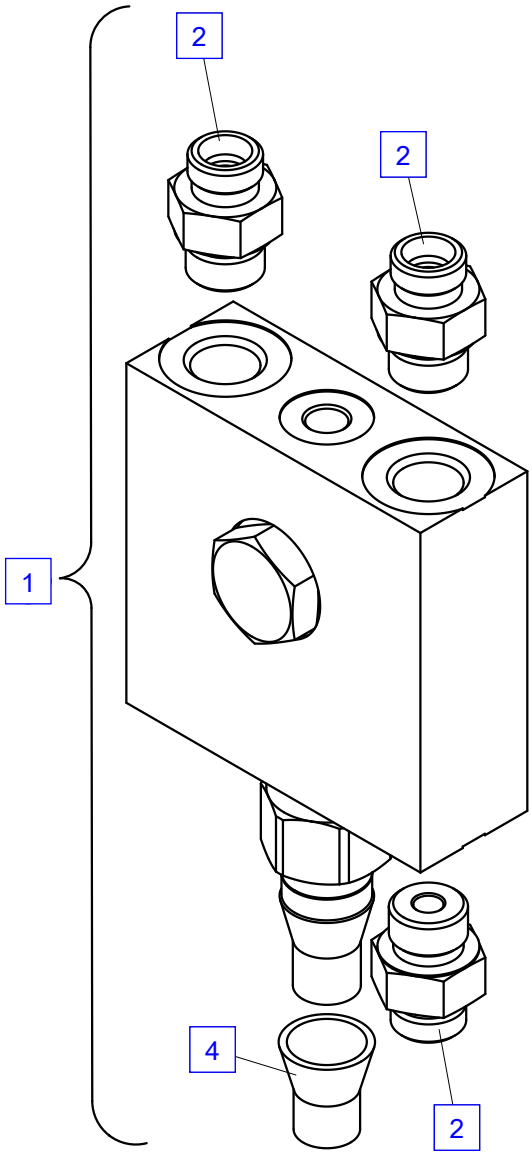
2
2
1
4
2

Main boom

No.	Spare part	Qty.	Description	Dimension
1	S205H32SA+00001	1	Main boom (Standard colour RAL 2002)	
2	HBS 874	4	Spacer	2 mm
2	HBS 998	4	Spacer	1.5 mm
3	EQ 086	4	Circlip	D 50 DIN 471
4	ES2570	6	Screw Encoder see page 0500.01102	M 10x25 ISO14581-10.9
5	HTO 253	2	Cover Encoder see page 0500.01102	D75.0xS7.5
6	HT16348	2	Spacer	D=35 s=1.5 mm
7	HBS 759	2	Spacer	1.5 mm
9	HXE 715	1	Bearer	
11	HXE 721A	1	Hose holder	
12	ES 175	2	Screw	M 6x16 ISO4762- 8.8
13	EK 043	4	Washer	D 6.4 DIN 134
14	HIG1010	1	Pin Encoder see page 0500.01102	
15	HI2895	2	Pin	D050.0xL0282.0
16	ELG 011	2	Bearing bush	D 60x65x60
17	EA 005	1	Grease nipple	M10x1 DIN71412
18	HIG 817	1	Pin Encoder see page 0500.01102	D060.0xL0265.0
19	HBS3508	1	Spacer	D10.0xd7.0xL=14.5 mm
20	ES 080	2	Screw	M 6x35 DIN 6912
21	HA3094	1	Hose clamp	S003.0 B043.5 L184.0
22	HBS3507	1	Spacer	L=18 mm
23	UP2306	1	Outer boom ram see page 0500.01101-A	
28	EZ 578	0	Edge protection (metro goods)	4-6 mm

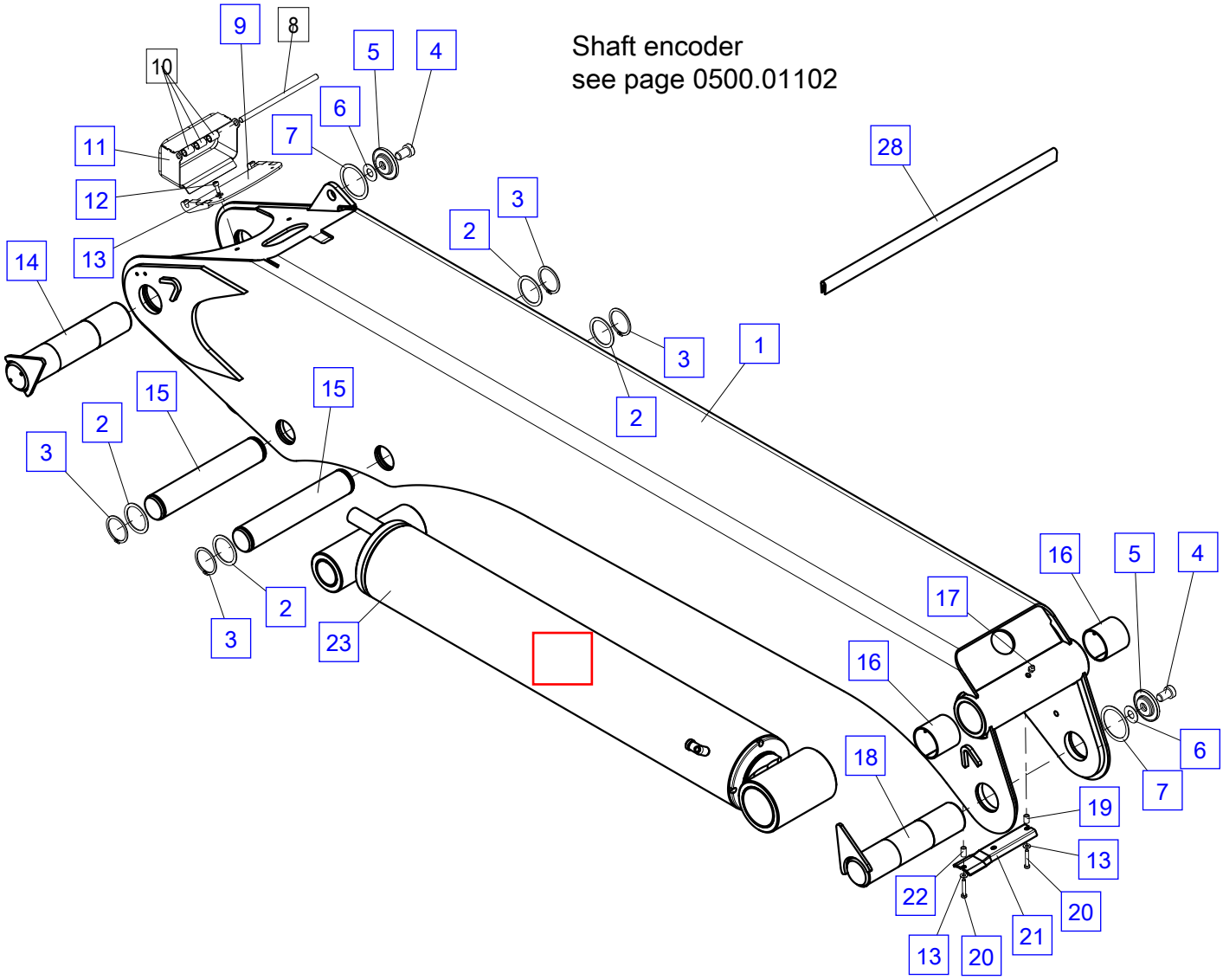
Shaft encoder
see page 0500.01102
1
2
3
4
5
6
7
8
9
10
11
12
13
14
15
16
17
18
19
20
21
22
23
28

Outer boom ram - details

No.	Spare part	Qty.	Description	Dimension
1	UP2306	1	Outer boom ram	
2	ELG 009	2	Bearing bush	D 50x55x60
3	HBD 205	1	Spacer	
4	EA 005	2	Grease nipple	M10x1 DIN71412
5	HY1996	1	Cylinder tube	
6	TD 669A	1	Seal kit	
7	HK 726	1	Piston	
8	HV 367A	1	Cylinder nut	
9	HSK1745	1	Piston rod	Cr
10	ELG 132	2	Bearing bush	D 80x85x60
11	HBD 330	1	Spacer	

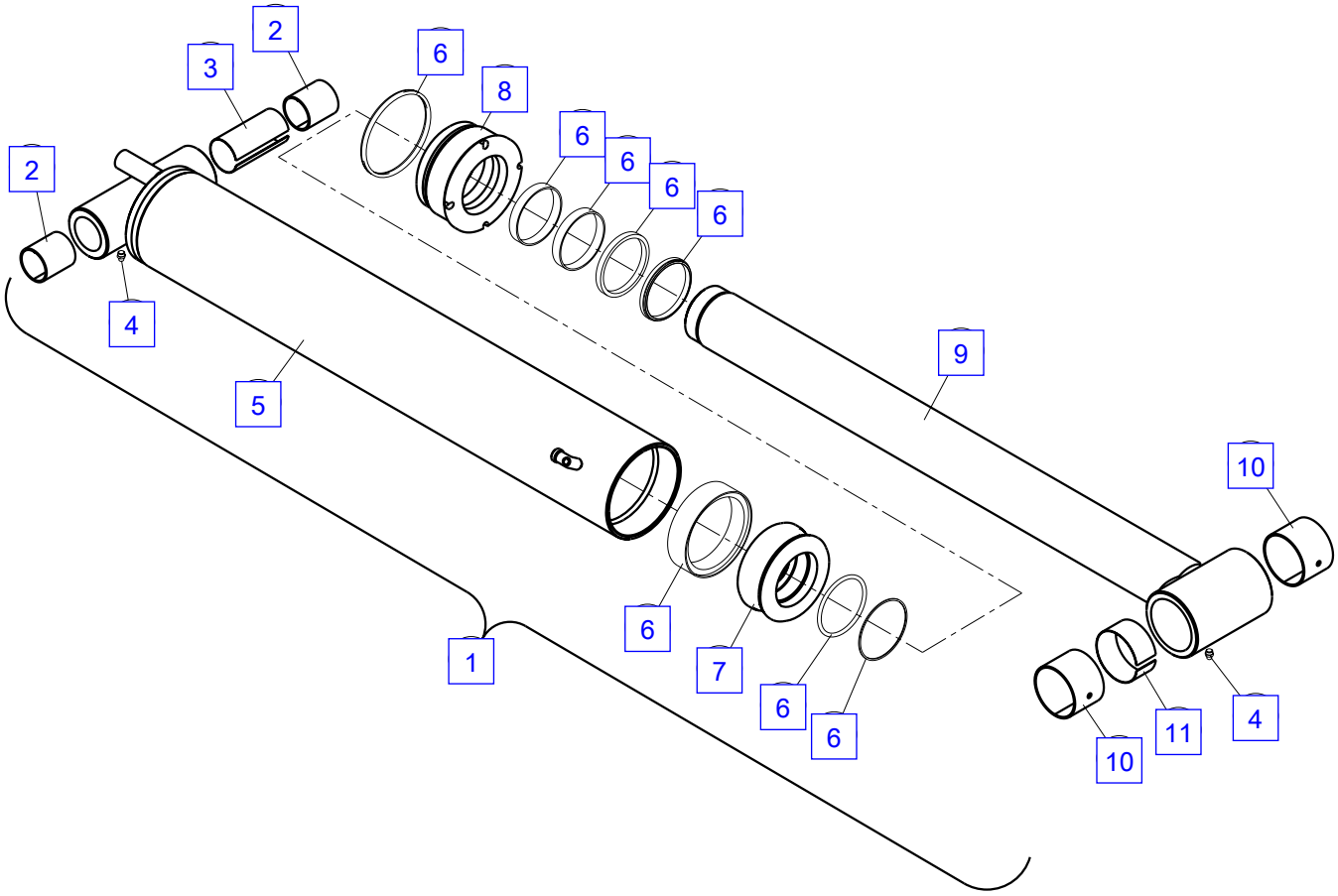
2
3
2
6
8
6
6
6
6
2
4
5
9
10
1
6
7
6
6
4
11
10

Encoder

No.	Spare part	Qty.	Description	Dimension
1	ES2570	6	Screw	M 10x25 ISO14581-10.9
2	HTO 253	2	Cover	D75.0xS7.5
3	EEA9819A	2	Shaft encoder with cable analogous	5 m
4	HIG1010	1	Pin	
5	EO 142	2	O-ring not for EEA11087	D 22x2
6	HX 063	2	Holding ring	
7	HA11516	1	Saveguarding	
8	ES2493	4	Screw	M 5x8 ISO 14581
9	EM 004	2	Nut	DIN 934 M6 CL8 ZB
10	HIG1015	2	Pin	l=40 mm
11	HIG 817	1	Pin	D060.0xL0265.0
12	HA11518	1	Saveguarding	l=151 mm

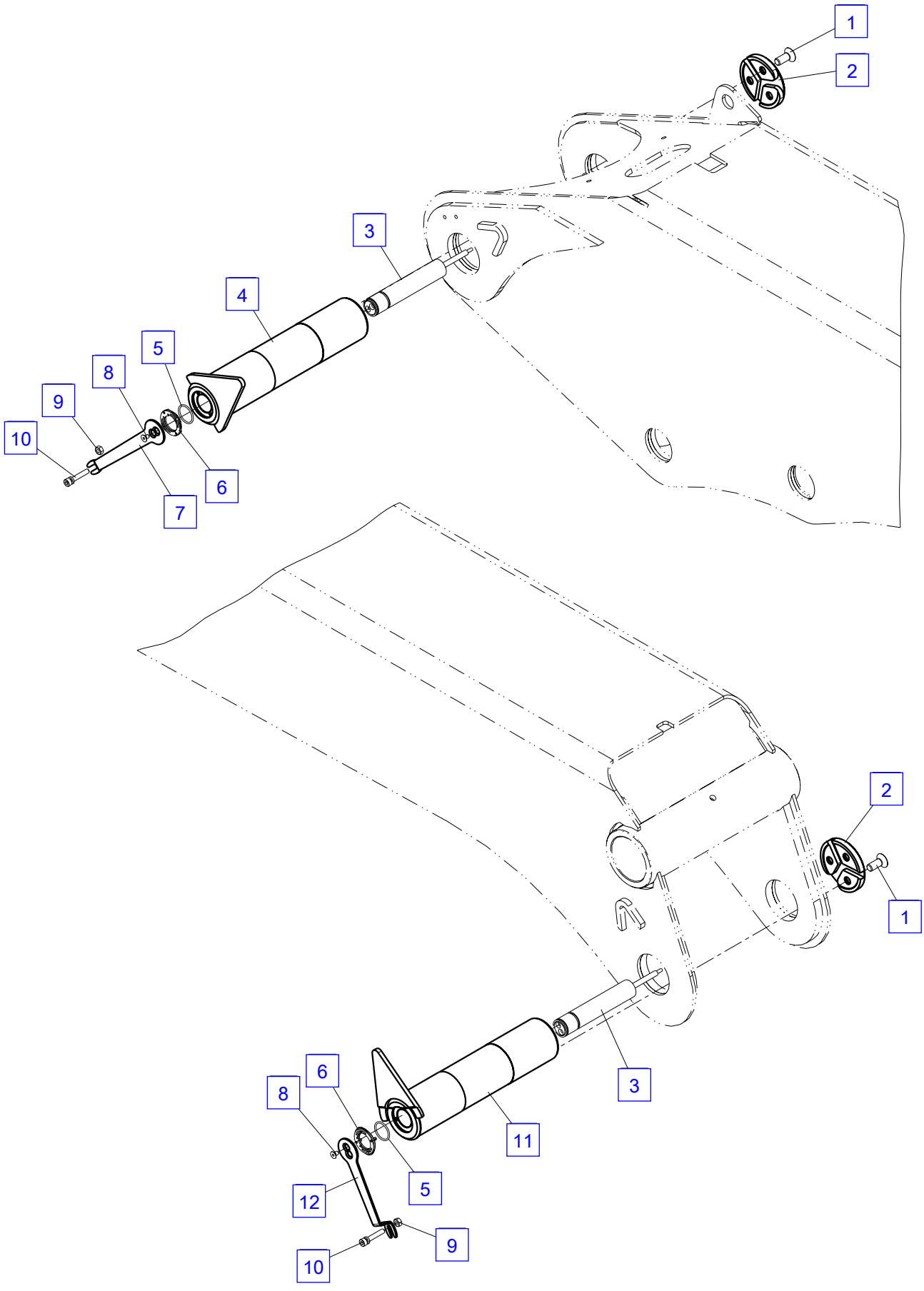
1
2
3
4
5
8
9
10
6
7
2
1
3
6
8
11
5
12
9
10

Piping - outer boom cylinder

No.	Spare part	Qty.	Description	Dimension
1	UV426-370	1	Load holding valve	
2	HLR10475	1	Pipe	D 12

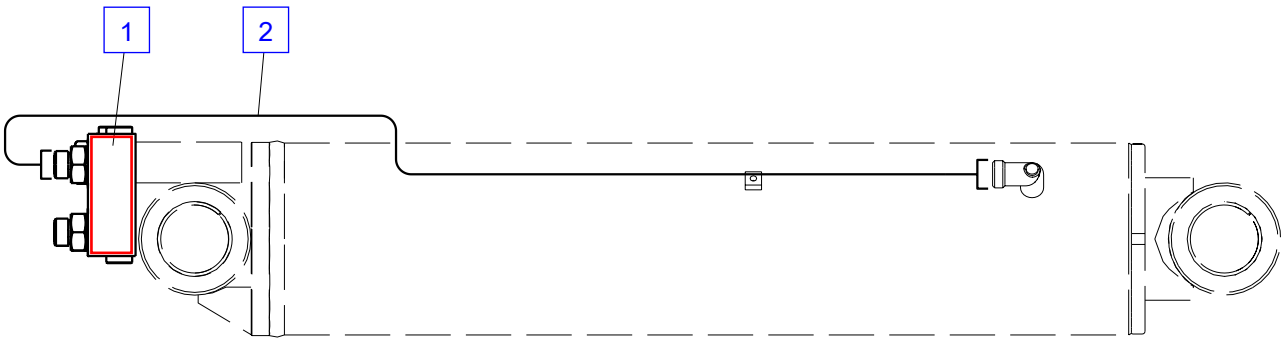
1
2

Load holding valve UV426-370

No.	Spare part	Qty.	Description	Dimension
1	UV426-370	1	Load holding valve	
2	EV2151	1	Pressure relief valve	
	TD 853	1	Seal kit	
3	EA 236	3	Locking screw	VSTI R 1/4"
4	EA 183	3	Fitting	GE 12S R1/2"-ED
5	HLA 789A	1	Banjo bolt	1/2"
6	ER 223	1	Back up ring	D19x1,5
7	EO 208	1	O-ring	D 19x1.5
8	HG 142	1	Housing	
9	ED 370	1	Sealing ring	KD 1/2"

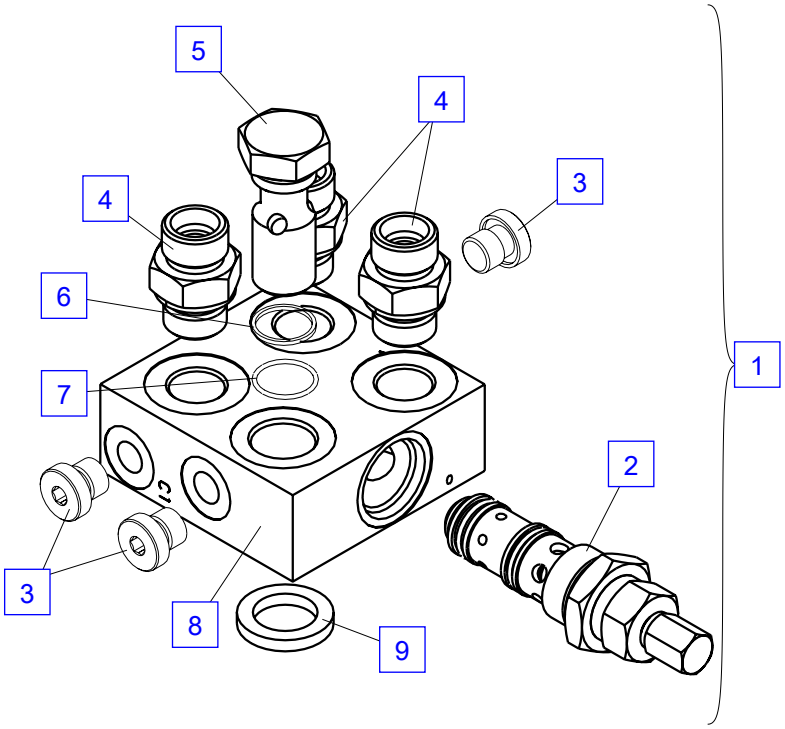
5
4
3
4
6
7
1
2
3
8
9

Outer boom

No.	Spare part	Qty.	Description	Dimension
1	S205K30SB+XXXXX	1	Outer boom (Special colour, XXXXX = colour code)	
2	ELG 011	2	Bearing bush	D 60x65x60
3	HBD 117	1	Spacer	B0098.0 L0180.0
4	ES 031	2	Screw	M 10x30 ISO4762-10.9
5	EK 007	2	Washer	D 10.5 ISO7089
6	EM 021	2	Nut	DIN 985 M10 CL8 ZB
7	EA 005	4	Grease nipple	M10x1 DIN71412
8	HI 999	1	Pin	D050.0xL0233.0
9	ES 264	1	Screw	M8x16 ISO4762- 8.8
10	HTR3920	1	Stop buffer	10 mm
10	HTR3921	1	Stop buffer	12 mm
10	HTR3922	1	Stop buffer	13 mm
10	HTR3956	1	Stop buffer	15 mm
10	HTR3957	1	Stop buffer	16 mm
10	HTR3958	1	Stop buffer	18 mm
10	HTR3959	1	Stop buffer	20 mm
10	HTR3923	1	Stop buffer	14 mm
10	HTR3924	1	Stop buffer	8 mm
11	ES 109	2	Screw	M 8x20 ISO14581- 8.8
11	ES 297	2	Screw	M 8x25 ISO14581- 8.8
12	EK 003	0	Washer	D 8.4 ISO7089
13	ES 374	0	Screw	M 8x12 ISO4762- 8.8
15	EZ2984	4	Guide block	D 30x11
16	HIG 958	4	Pin	D 24x25 mm
17	EM 180A	4	Nut	M 24x1.5 DIN 80705
18	HA9491	1	Bearer	
19	HA5220B	1	Bearer	
20	HT5746	2	Bearer	L=42 B=15 S=6
21	EF 144	2	Spring	
22	HT9379	2	Bearer	L0175xB0045xS005
23	HF1377A+00010	1	Guide block	10 mm
23	HF1377A+00011	1	Guide block	11 mm
23	HF1377A+00012	1	Guide block	12 mm
23	HF1377A+00013	1	Guide block	13 mm
23	HF1377A+00014	1	Guide block	14 mm
23	HF1377A+00015	1	Guide block	15 mm
23	HF1377+00016	1	Guide block	16 mm
23	HF1377+00017	1	Guide block	17 mm
23	HF1377A+00009	1	Guide block	9 mm
24	HA4256A	1	Hose protection	L0303xB0235.6xS004
25	EQ 076	2	Circlip	D 80 DIN 471
26	HBS 889	2	Spacer	1,5 mm
27	HI2900A	1	Pin	D080.0xL0314.0
28	S205L35-A	2	Pull lever	
29	S205L37-A	1	Lever (+34,35)	
30	ELG 009	2	Bearing bush	D 50x55x60
31	ELG 132	2	Bearing bush	D 80x85x60
32	EQ 083	2	Circlip	D 60 DIN 471
33	HBS 759	2	Spacer	1.5 mm
34	HI2899	1	Pin	D060.0xL0314.0
35	HF 926	1	Guide block	9 mm l=180 mm
35	HF 931	1	Guide block	10 mm l=180 mm
35	HF 933	1	Guide block	12 mm l=180 mm
35	HF 970	1	Guide block	13 mm l=180 mm
36	ES1082	6	Screw	M 8x12 DIN 7984 8.8
37	ES1082	1	Screw	M 8x12 DIN 7984 8.8
37	ES1089	1	Screw	M 8x10 DIN 7984 8.8
37	ES1514	1	Screw	M 8x14 DIN 7984 8.8

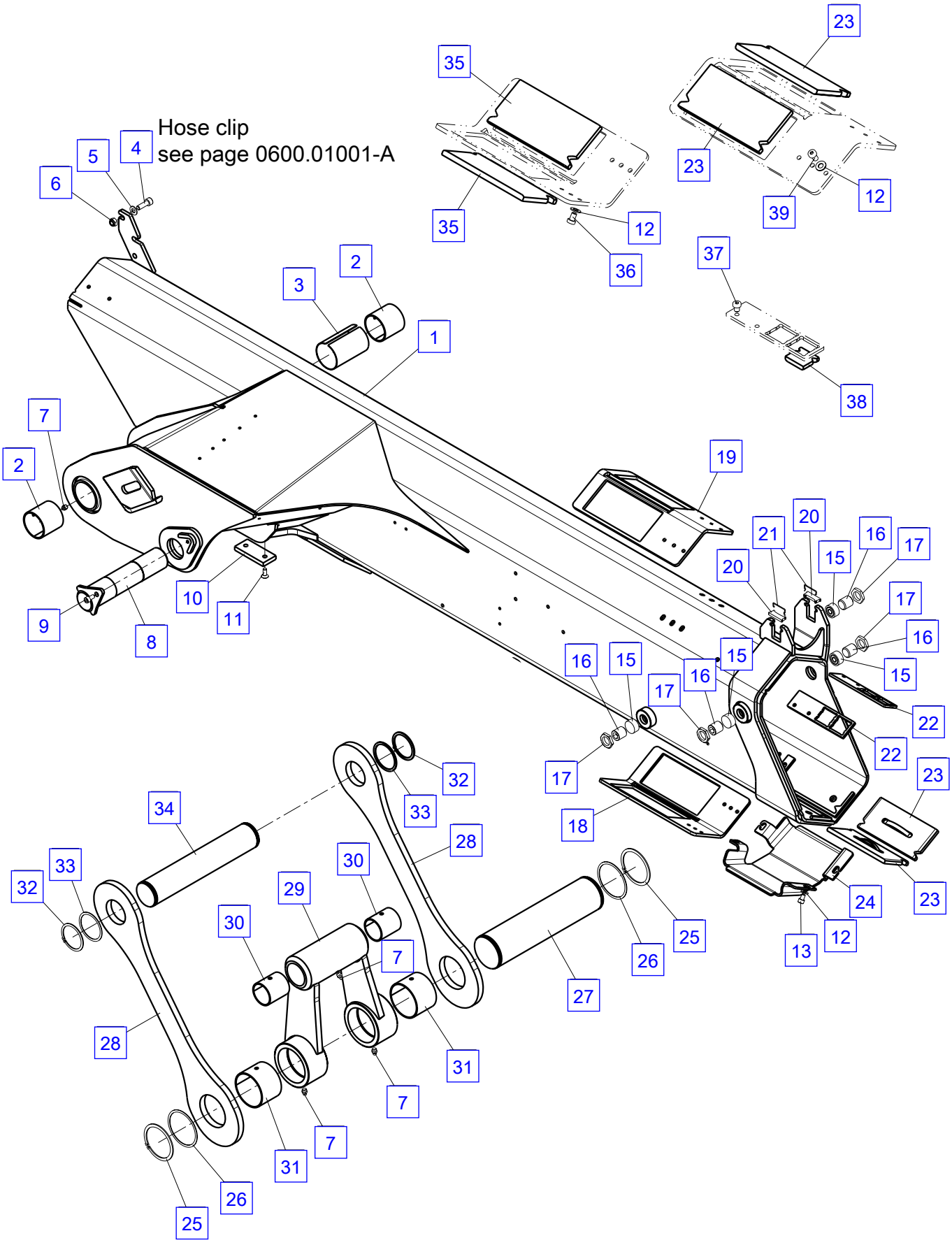
Hose clip
see page 0600.01001-A

Outer boom

No.	Spare part	Qty.	Description	Dimension
38	HF1403	1	Guide block	7 mm
38	HF 830	1	Guide block	9 mm
38	HF 831	1	Guide block	10 mm
38	HF 833	1	Guide block	12 mm
38	HF 832	1	Guide block	11 mm
38	HF1404	1	Guide block	6 mm
38	HF 829	1	Guide block	8 mm
39	ES 051	6	Screw	M 8x16 DIN 7984 8.8

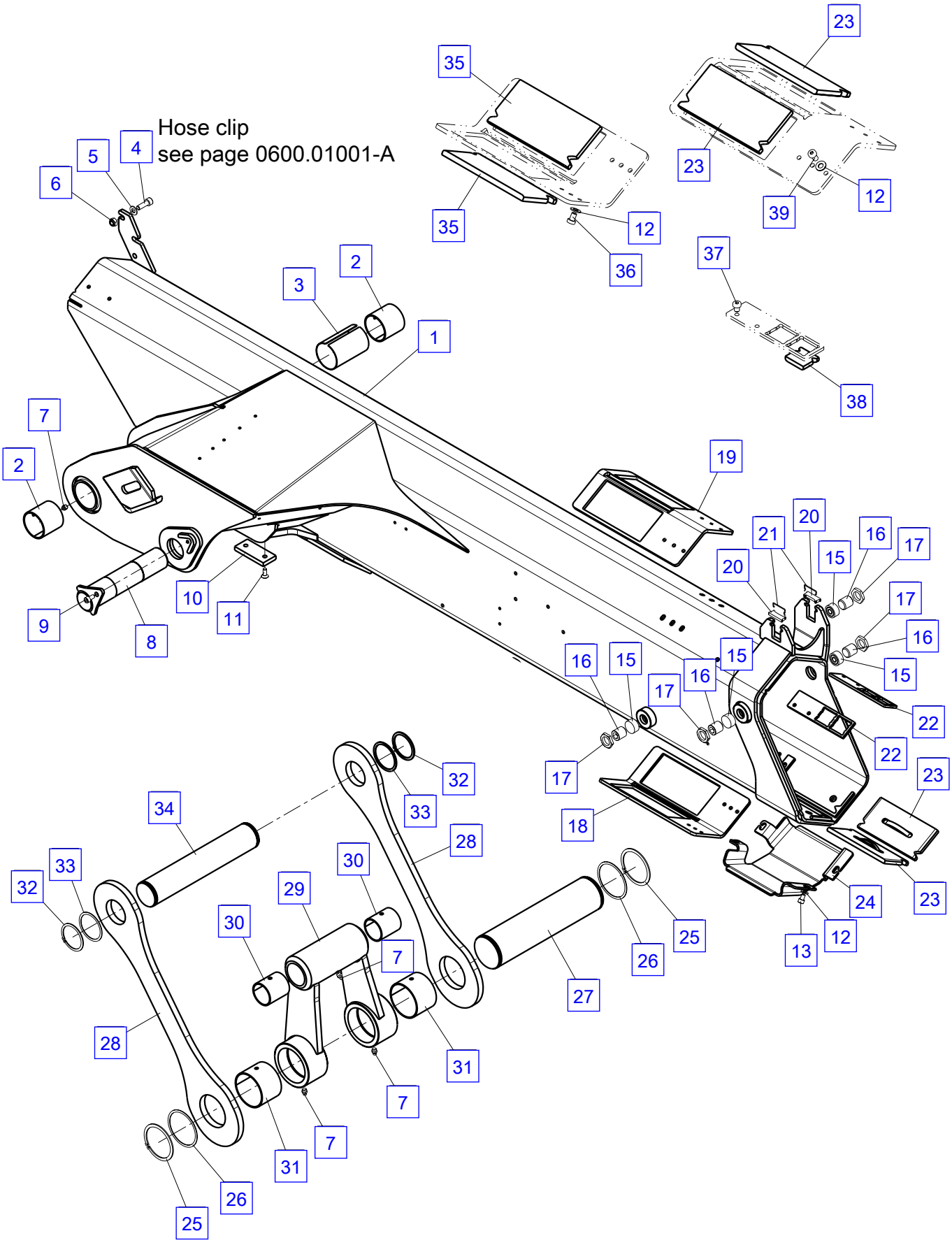
Hose clip
see page 0600.01001-A

Hose clip

No.	Spare part	Qty.	Description	Dimension
1	EZ1718	2	Stop plate	
2	EZ1590	2	Hose clip	NW 12
3	HX 963	1	Fastening plate	L0066xB0030xS004
4	ES 100	0	Screw	M 6x60 DIN 6912
7	EZ 124	1	Hose clip	D 17x4
8	HTR 810B	1	Plate	L0090.0xB0015.0xS006.0
9	ES 105	2	Screw	M 6x40 ISO4762 10.9

Standard

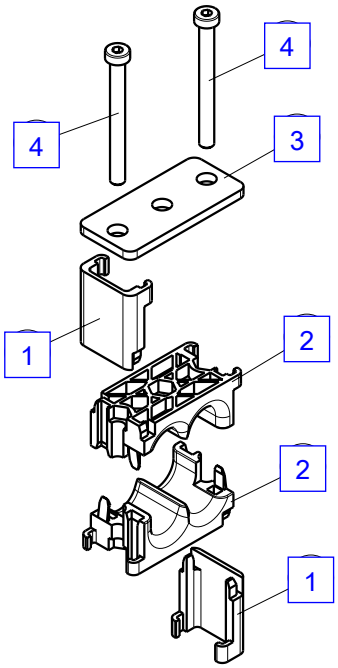

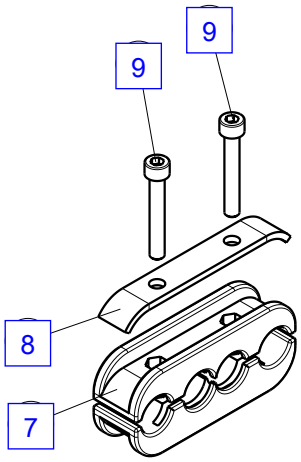

Auxiliary equipment

Attachments - Clamp housing

No.	Spare part	Qty.	Description	Dimension
1	HTR4023	1	Fastening plate	
2	EK 190	2	Washer	DIN134-06-ST
3	ES1150	2	Screw	M 6x12 - 8.8 - ISO4762
4	EEA3685	1	Connection box	125x80x57 mm
5	ES 852	2	Screw	ISO4762 M 4 x 10
6	HA10115	1	Bearer	
7	EEA11683	1	Connection box	220x120x91
	ES3567	4	Screw	M 6x25 ISO4762
	ES3568	4	Screw	M 6x30 ISO4762
	ES3569	4	Screw	M 6x35 ISO4762
8	ES 414	4	Screw	M6x10 ISO4762 - 8.8

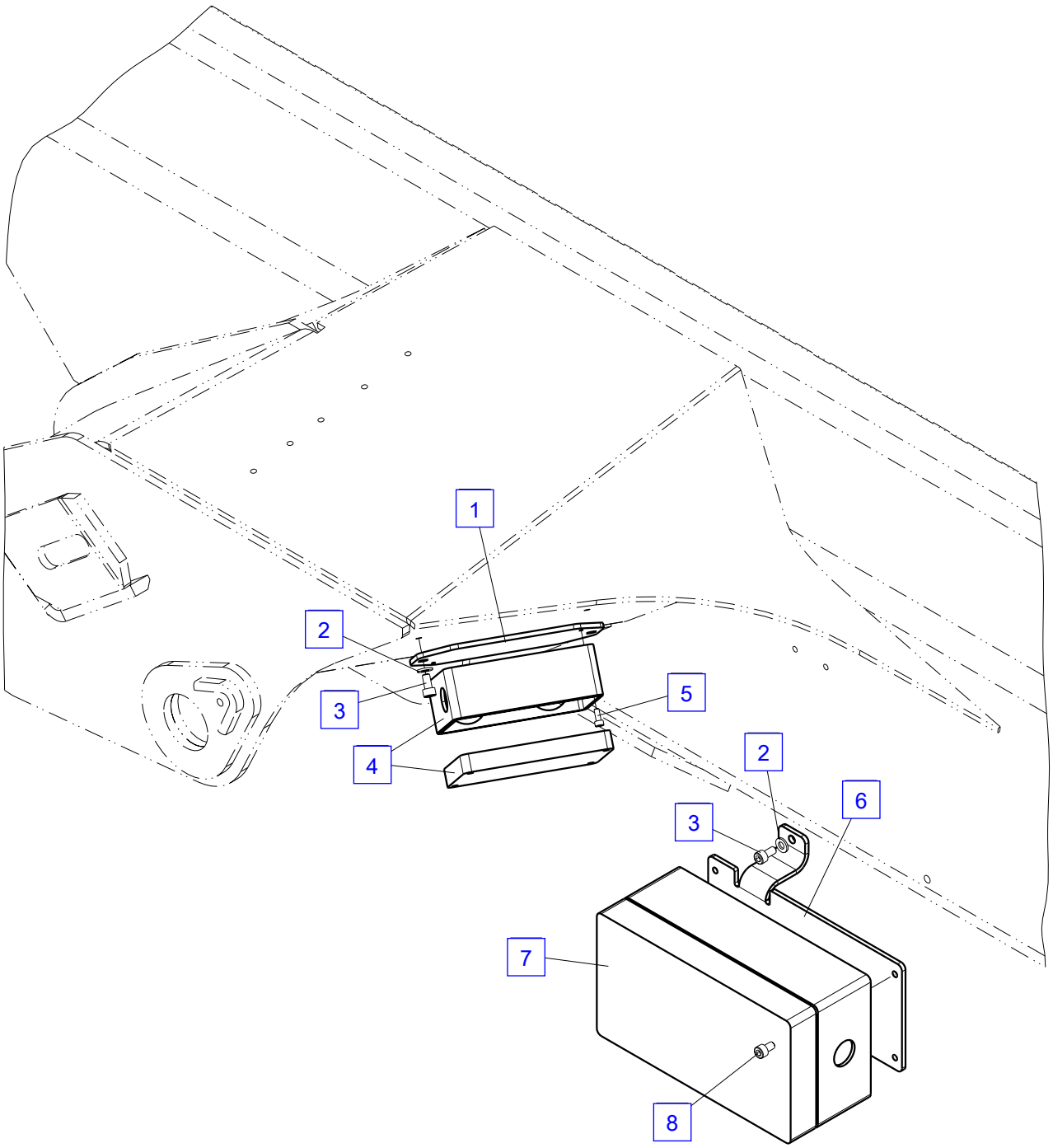
1
2
3
4
5
2
3
6
7
8

Extension boom 1 + piping

No.	Spare part	Qty.	Description	Dimension
1	S205T01-C	1	Boom extension-1	335x180 mm
2	HF 608A	1	Guide	1,5 mm
2	HF 575A	1	Guide	2 mm
2	HIA 130A	1	Guide	3 mm
2	HF 576A	1	Guide	4 mm
2	HF 577A	1	Guide	5 mm
2	HF 578A	1	Guide	6 mm
2	HF 727A	1	Guide	7 mm
2	HF 728A	1	Guide	8 mm
2	HF 899A	1	Guide	9 mm
2	HF 900A	1	Guide	10 mm
3	UP1620A	1	Extension boom ram see page 0700.01001-A	
4	EM 180A	2	Nut	M 24x1.5 DIN 80705
5	HIG 957	2	Pin	D 24x33 mm
6	EZ2847	2	Guide block	D 30x14
7	HT5746	1	Bearer	L=42 B=15 S=6
8	EF 144	2	Spring	
9	HT1040	1	Bearer	L=42 B=19 S=6
10	HI 919	1	Pin	D 20x78
11	EQ 218	1	Winding pin	D 6x30 ISO8752
12	HT9379	2	Bearer	L0175xB0045xS005
13	HF1378A+00008	1	Guide block	8 mm
13	HF1378A+00009	1	Guide block	9 mm
13	HF1378A+00010	1	Guide block	10 mm
13	HF1378A+00011	1	Guide block	11 mm
13	HF1378A+00012	1	Guide block	12 mm
13	HF1378A+00013	1	Guide block	13 mm
13	HF1378A+00014	1	Guide block	14 mm
13	HF1378A+00015	1	Guide block	15 mm
13	HF1378+00016	1	Guide block	16 mm
14	HF1403	1	Guide block	7 mm
14	HF 830	1	Guide block	9 mm
14	HF 831	1	Guide block	10 mm
14	HF 833	1	Guide block	12 mm
14	HF 832	1	Guide block	11 mm
14	HF1404	1	Guide block	6 mm
14	HF 829	1	Guide block	8 mm
15	ES1089	4	Screw	M 8x10 DIN 7984 8.8
16	EV5144A	1	Load holding valve	
17	ES1159	2	Screw	M 8x80 ISO4762- 8.8
18	HBS1020A	2	Spacer	l=23 mm
19	EA 074	3	Fitting	GE 16S R1/2"-ED
20	EA 183	1	Fitting	GE 12S R1/2"-ED
21	HLR 9425	1	Pipe	D 12
22	HLR 9426	1	Pipe	D 16
23	HLR 9442	1	Pipe	D 16
24	EV9197-020	1	Pretension valve see page 0700.01002-A	20 bar
25	EA 019	1	Angle fitting	EW 16S
26	EA 052	1	Fitting	ET 16 S

Extension boom 1 + piping

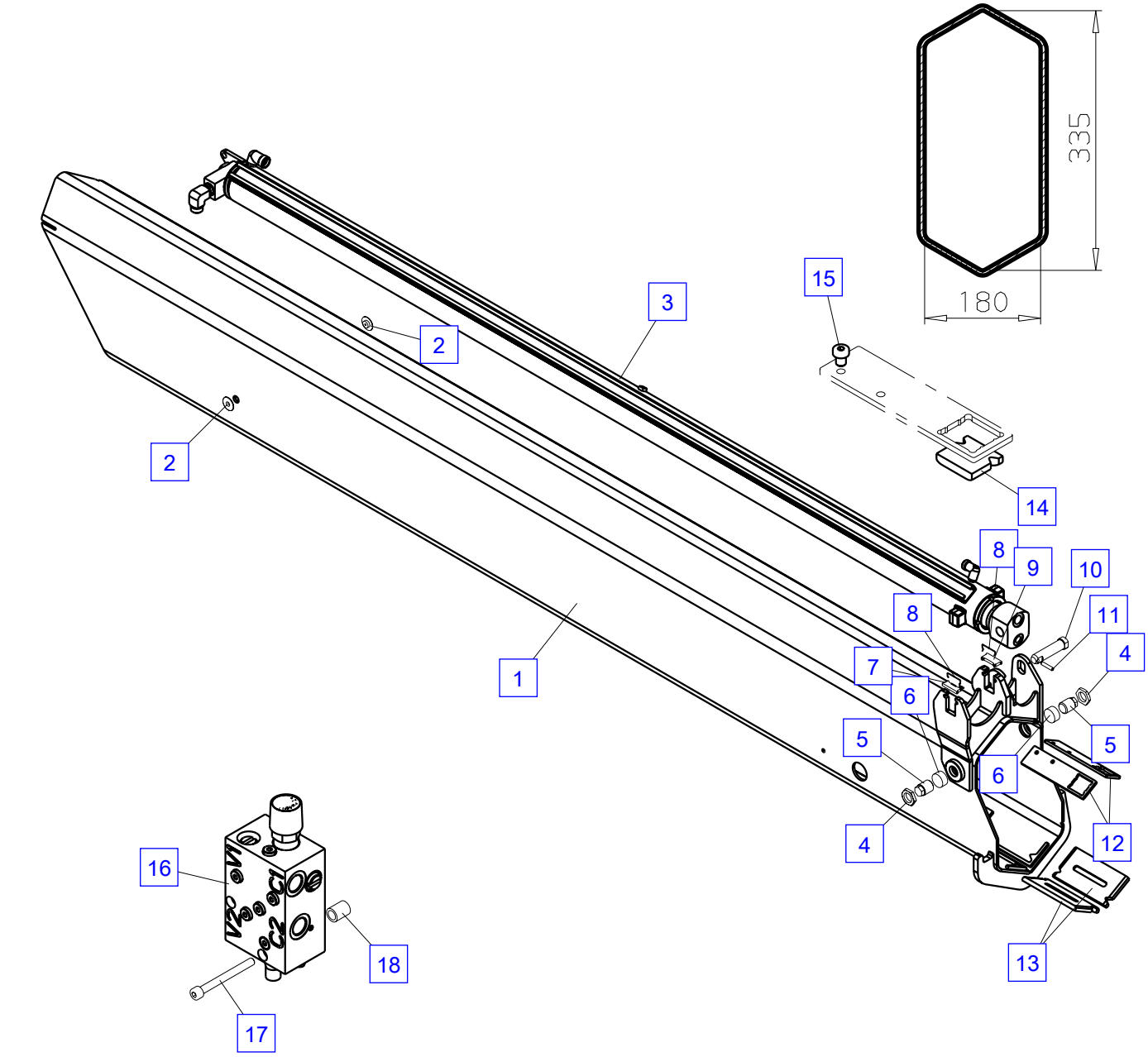

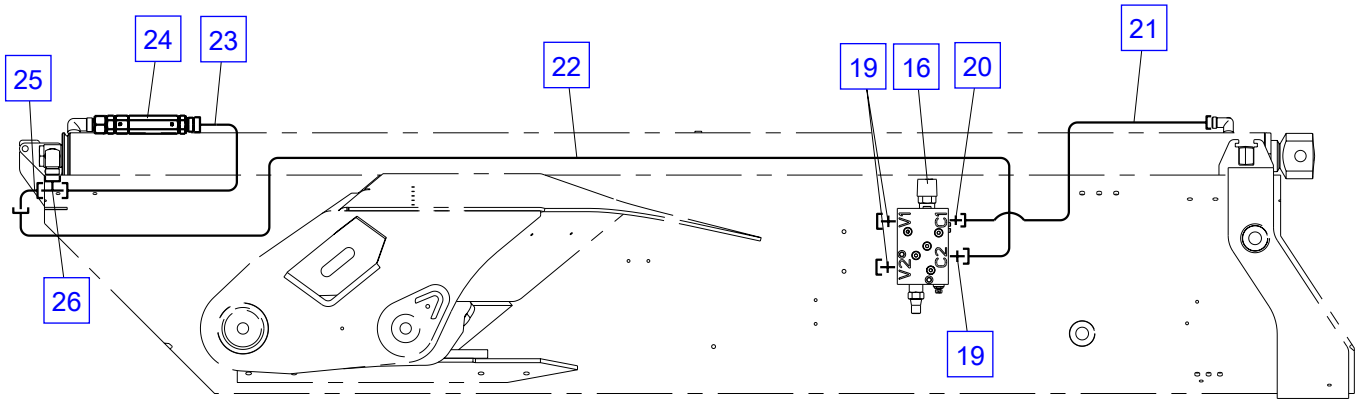

Boom extensions ram 1 details

No.	Spare part	Qty.	Description	Dimension
1	UP1620A	1	Extension boom ram	
2	HLA1116A	1	Inner tube	
3	HY1465	1	Cylinder tube	
4	EO 142	1	O-ring not for EEA11087	D 22x2
5	EV5091	1	Check valve	
6	ED 368	1	Sealing ring	KD 3/4"
7	TD 507A	1	Seal kit	
8	HK 733	1	Piston	
9	HV 372A	1	Cylinder nut	
10	ES1644	2	Set screw	M 6x6 DIN 914
11	HSK1317A	1	Piston rod	

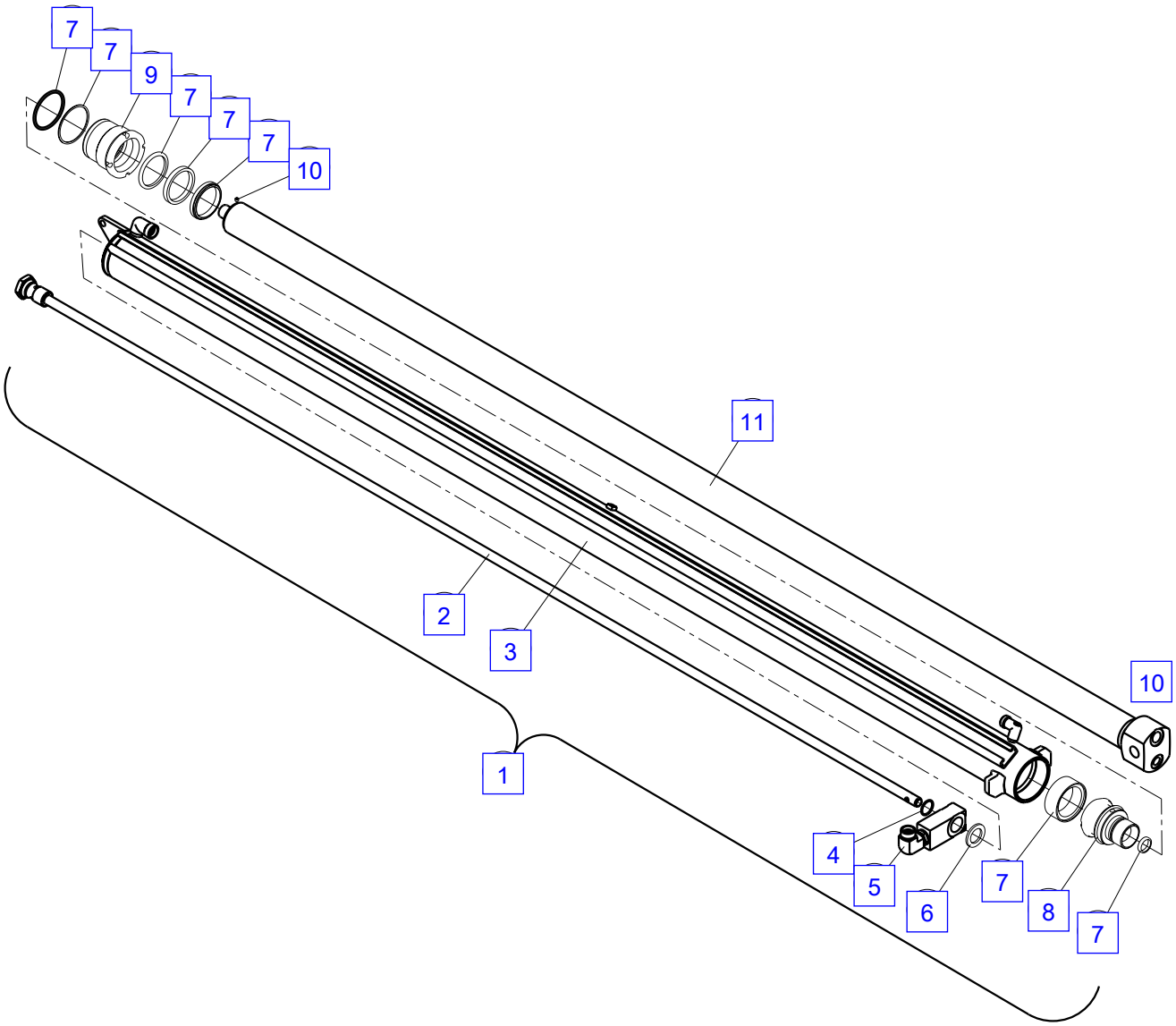
7
7
9
7
7
7
10
11
2
3
1
10
4
5
6
7
8
7

Pretension valve-UV325

No.	Spare part	Qty.	Description	Dimension
1	EV9197-020	1	Pretension valve	20 bar
2	EA 181	1	Fitting	EGE 16S R1/2"-ED
3	EV 363/020	1	Pretension valve	20 bar
4	EA 074	1	Fitting	GE 16S R1/2"-ED

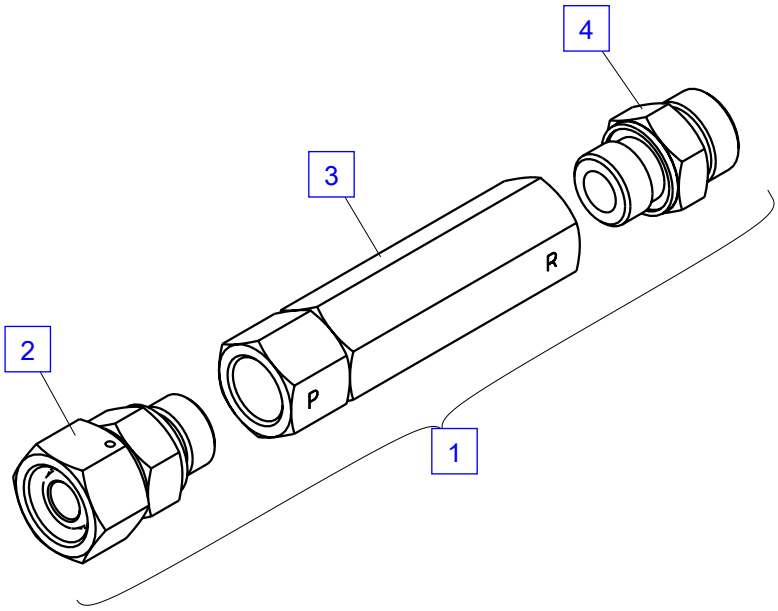
4
3
2
1
P
R

Extension boom 2 + piping

No.	Spare part	Qty.	Description	Dimension
1	S205T02-C	1	Boom extension-2	296x160 mm
2	HF 608A	1	Guide	1,5 mm
2	HF 575A	1	Guide	2 mm
2	HIA 130A	1	Guide	3 mm
2	HF 576A	1	Guide	4 mm
2	HF 577A	1	Guide	5 mm
2	HF 578A	1	Guide	6 mm
2	HF 727A	1	Guide	7 mm
2	HF 728A	1	Guide	8 mm
2	HF 899A	1	Guide	9 mm
2	HF 900A	1	Guide	10 mm
3	HF1378A+00008	1	Guide block	8 mm
3	HF1378A+00009	1	Guide block	9 mm
3	HF1378A+00010	1	Guide block	10 mm
3	HF1378A+00011	1	Guide block	11 mm
3	HF1378A+00012	1	Guide block	12 mm
3	HF1378A+00013	1	Guide block	13 mm
3	HF1378A+00014	1	Guide block	14 mm
3	HF1378A+00015	1	Guide block	15 mm
3	HF1378+00016	1	Guide block	16 mm
4	ES 050	3	Screw	M 10x20 ISO4762-10.9
5	HXE2341A	1	Cylinder guide	
	HA6610A	1	Bearer	L0127.3xB0102xS008
	EZ2402A	1	Guide block	
	ES 828	2	Screw	M 10x40 ISO14581-8.8
	EM 006	2	Nut	DIN 934 M10 CL8 ZB
6	UP1649A	1	Extension boom ram see page 0700.02101-A	
7	EM 180A	2	Nut	M 24x1.5 DIN 80705
8	HIG 957	2	Pin	D 24x33 mm
9	EZ2847	2	Guide block	D 30x14
10	HI 919	1	Pin	D 20x78
11	EQ 218	1	Winding pin	D 6x30 ISO8752
12	HT5746	2	Bearer	L=42 B=15 S=6
13	EF 144	2	Spring	
14	HT9380	2	Bearer	L0175xB0035xS005
15	HF1379A+00008	1	Guide block	8 mm
15	HF1379A+00009	1	Guide block	9 mm
15	HF1379A+00010	1	Guide block	10 mm
15	HF1379A+00011	1	Guide block	11 mm
15	HF1379A+00012	1	Guide block	12 mm
15	HF1379A+00013	1	Guide block	13 mm
16	HF1402	1	Guide block	6 mm
16	HF 825	1	Guide block	9 mm
16	HF 826	1	Guide block	10 mm
16	HF 827	1	Guide block	11 mm
16	HF 828	1	Guide block	12 mm
16	HF1401	1	Guide block	7 mm
17	ES1089	4	Screw	M 8x10 DIN 7984 8.8
18	HLR 9428	1	Pipe	D 16
19	HLR 9429	1	Pipe	D 12
20	EA 039	1	Fitting	GE 12S R3/8"-ED
21	EA 074	1	Fitting	GE 16S R1/2"-ED

Configuration with more than 2 hydraulic extension booms

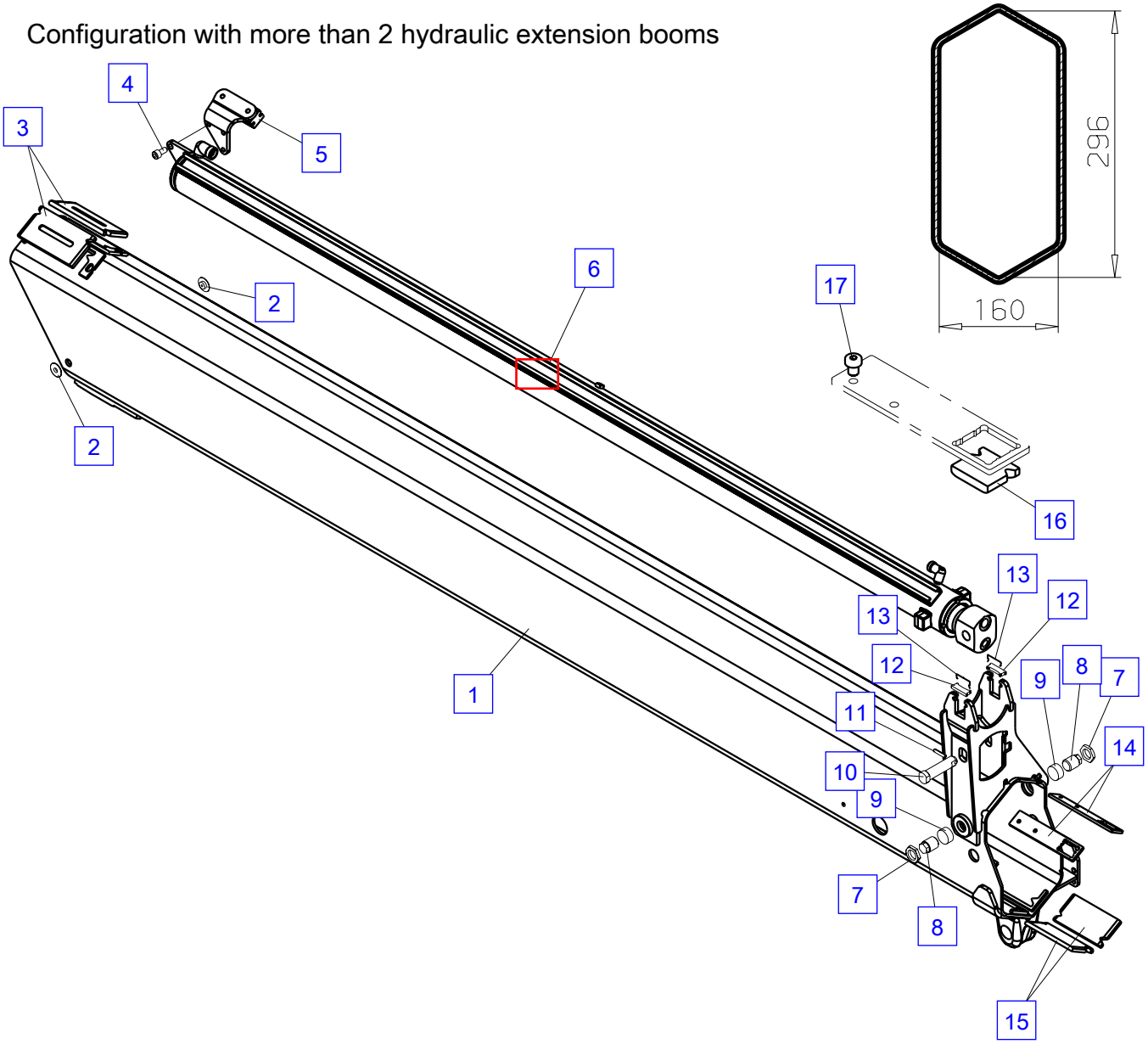

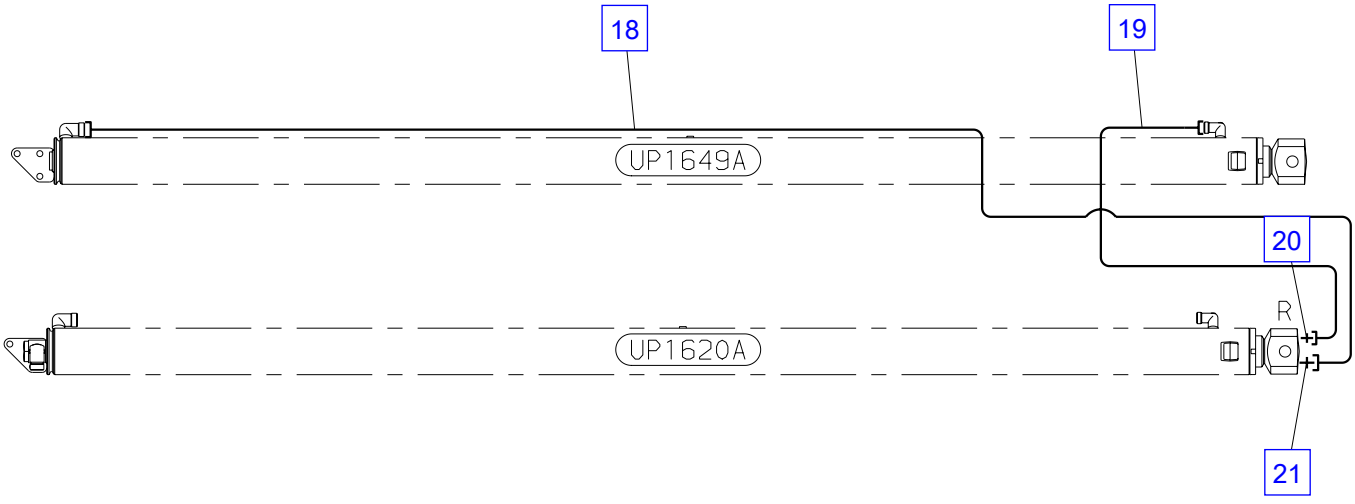

Boom extensions ram 2 details

No.	Spare part	Qty.	Description	Dimension
1	UP1649A	1	Extension boom ram	
2	ES 111	1	Locking screw	VSTI R3/4"
3	HY1465	1	Cylinder tube	
4	TD 507A	1	Seal kit	
5	HK 733	1	Piston	
6	HV 372A	1	Cylinder nut	
7	ES1644	2	Set screw	M 6x6 DIN 914
8	HSK1317A	1	Piston rod	

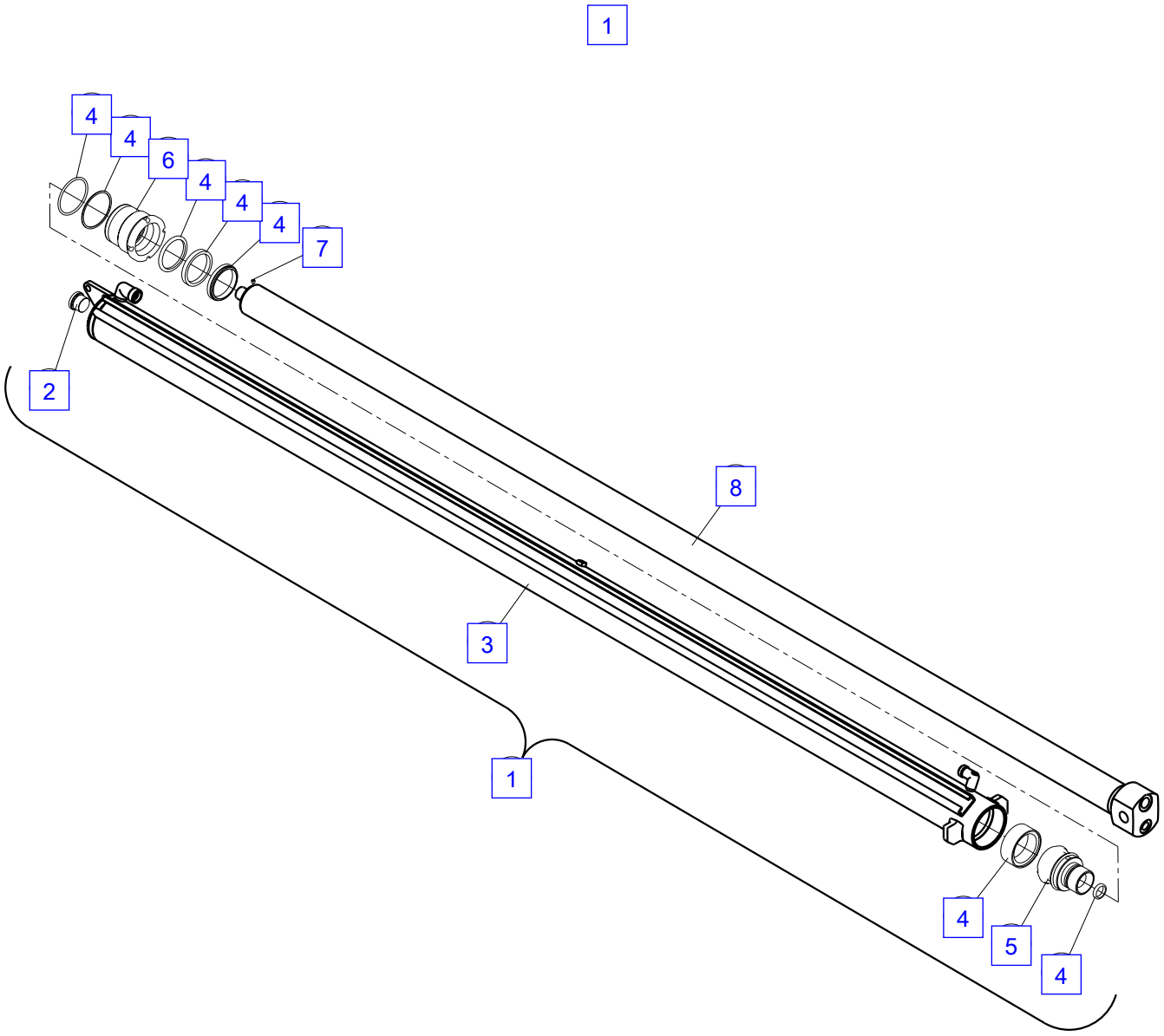
1
4
4
6
4
4
4
7
2
8
3
1
4
5
4

Extension boom 3 + piping

No.	Spare part	Qty.	Description	Dimension
1	S205T03-C	1	Boom extension-3	260x140 mm
2	HF 608A	1	Guide	1,5 mm
2	HF 575A	1	Guide	2 mm
2	HIA 130A	1	Guide	3 mm
2	HF 576A	1	Guide	4 mm
2	HF 577A	1	Guide	5 mm
2	HF 578A	1	Guide	6 mm
2	HF 727A	1	Guide	7 mm
2	HF 728A	1	Guide	8 mm
2	HF 899A	1	Guide	9 mm
2	HF 900A	1	Guide	10 mm
3	HF1379A+00008	1	Guide block	8 mm
3	HF1379A+00009	1	Guide block	9 mm
3	HF1379A+00010	1	Guide block	10 mm
3	HF1379A+00011	1	Guide block	11 mm
3	HF1379A+00012	1	Guide block	12 mm
3	HF1379A+00013	1	Guide block	13 mm
4	ES 264	2	Screw	M8x16 ISO4762- 8.8
5	HXE8983A	1	Cylinder guide	
	EM 006	2	Nut	DIN 934 M10 CL8 ZB
	EZ2402A	1	Guide block	
	ES 828	2	Screw	M 10x40 ISO14581-8.8
6	UP2069A	1	Extension boom ram see page 0700.03101-A	Cr
7	EM 180A	2	Nut	M 24x1.5 DIN 80705
8	HIG 957	2	Pin	D 24x33 mm
9	EZ2847	2	Guide block	D 30x14
10	HI 704	1	Pin	D020.0xL0055.0
11	EQ 218	1	Winding pin	D 6x30 ISO8752
12	HT5746	2	Bearer	L=42 B=15 S=6
13	EF 144	2	Spring	
14	HTR4127	1	Guide block	0.5 mm
14	HTR3667A	1	Guide block	9 mm
14	HTR3331A	1	Guide block	7 mm
14	HTR4280A	1	Guide block	12 mm
14	HTR4125A	1	Guide block	5 mm
14	HTR2953A	1	Guide block	10 mm
14	HTR2952A	1	Guide block	8 mm
14	HTR2951A	1	Guide block	6 mm
14	HTR2982	1	Guide block	1 mm
15	HF1385A+00015	1	Guide block	15 mm
15	HF1385A+00014	1	Guide block	14 mm
15	HF1385A+00013	1	Guide block	13 mm
15	HF1385A+00012	1	Guide block	12 mm
15	HF1385A+00011	1	Guide block	11 mm
15	HF1385A+00010	1	Guide block	10 mm
15	HF1385A+00009	1	Guide block	9 mm
15	HF1385A+00008	1	Guide block	8 mm
16	ES1089	4	Screw	M 8x10 DIN 7984 8.8
17	HLR 9430	1	Pipe	D 16
18	HLR 9431	1	Pipe	D 12
19	EA 039	1	Fitting	GE 12S R3/8"-ED
20	EA 074	1	Fitting	GE 16S R1/2"-ED

Configuration with more than 3 hydraulic extension booms

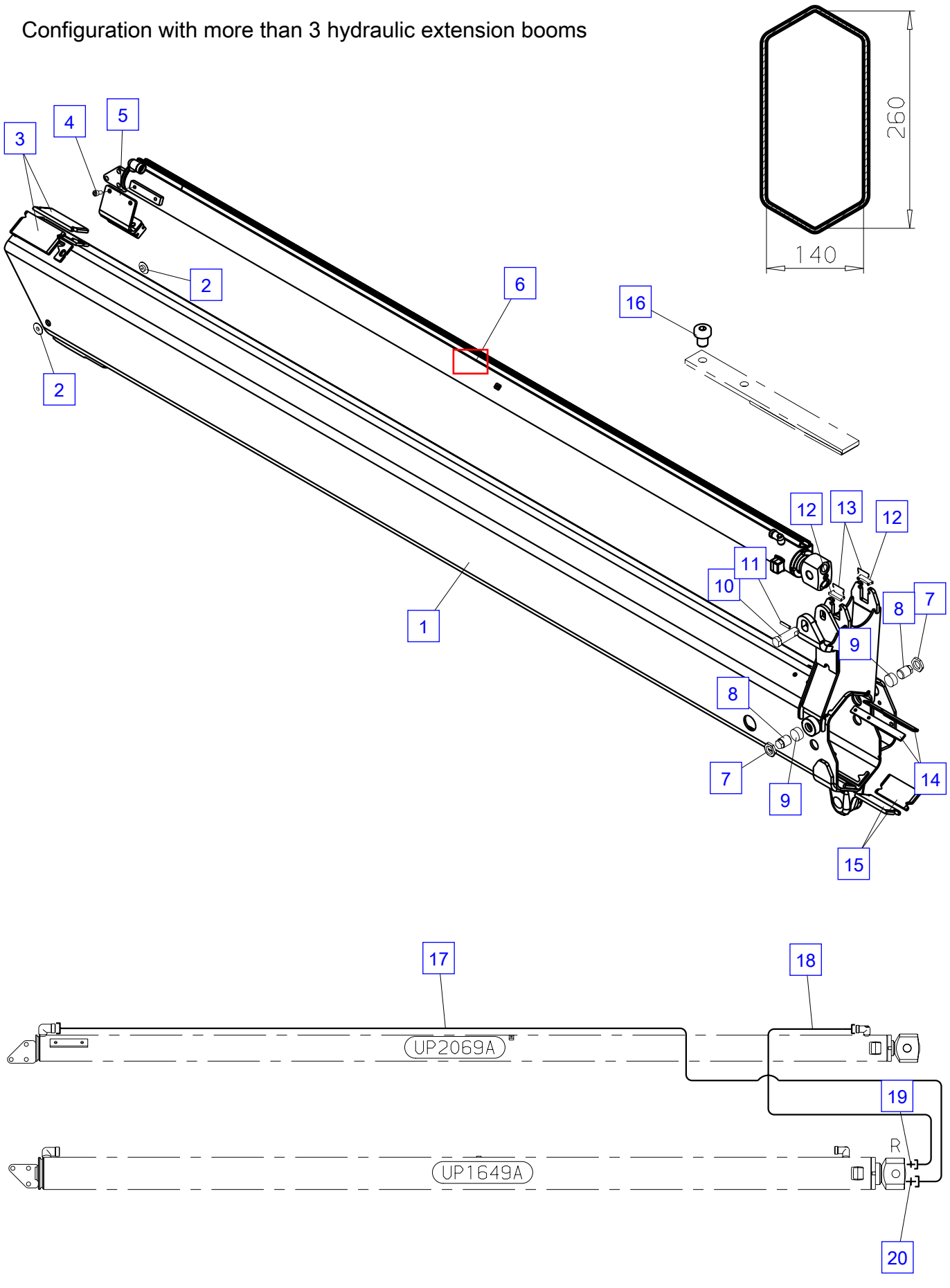

Boom extensions ram 3 details

No.	Spare part	Qty.	Description	Dimension
1	UP2069A	1	Extension boom ram	Cr
2	HY1833	1	Cylinder tube	d090
3	TD 528A	1	Seal kit	
4	HK 300B	1	Piston	D060xL083.0 M032x1.5
5	HV 370A	1	Cylinder nut	M064x2.0 d040xL060
6	ES1644	2	Set screw	M 6x6 DIN 914
7	HSK1318A	1	Piston rod	Cr

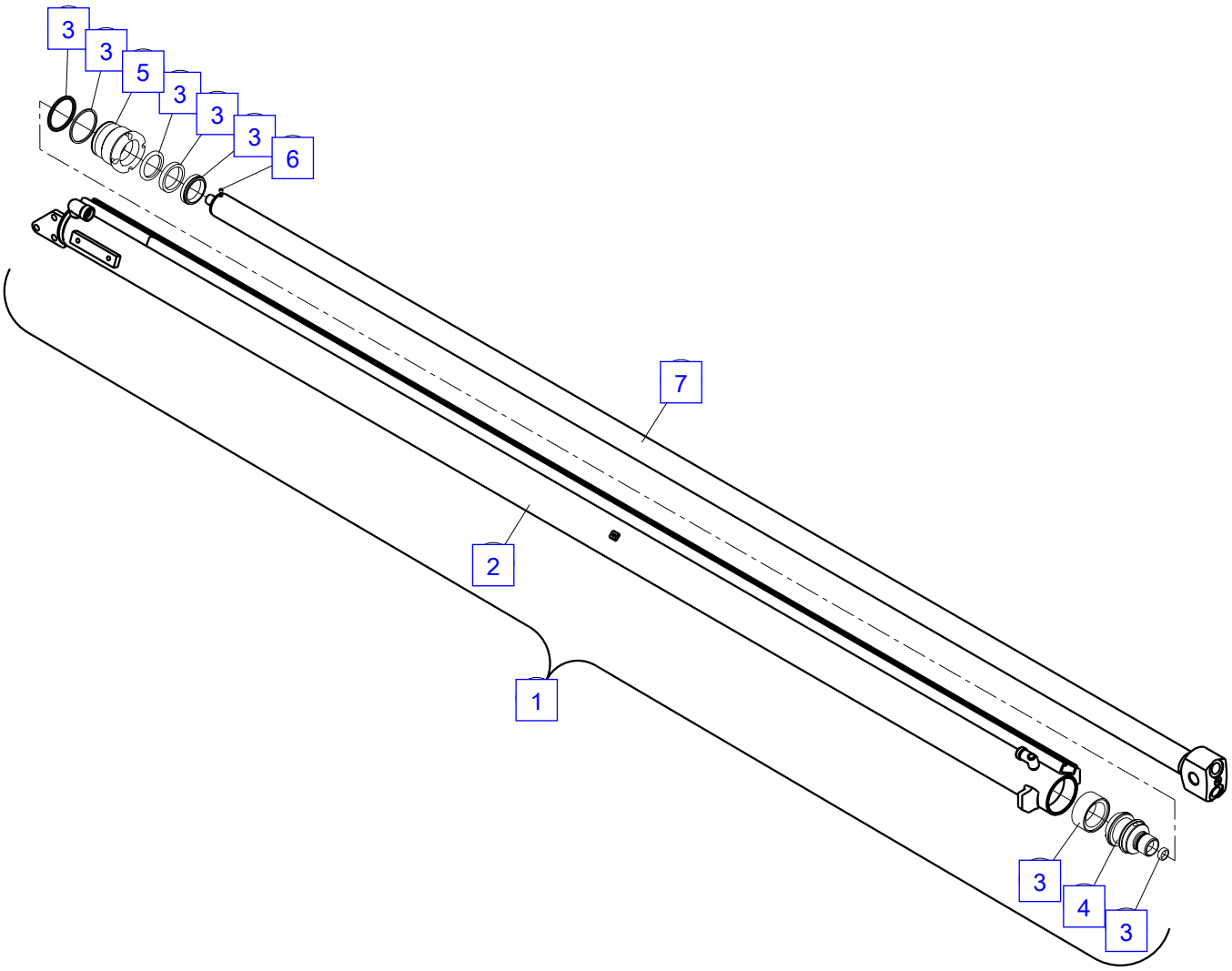
3
3
5
3
3
3
6
7
2
1
3
4
3

Extension boom 4 + piping

No.	Spare part	Qty.	Description	Dimension
1	S205T04-C	1	Boom extension-4	224x120 mm
2	HF 608A	1	Guide	1,5 mm
2	HF 575A	1	Guide	2 mm
2	HIA 130A	1	Guide	3 mm
2	HF 576A	1	Guide	4 mm
2	HF 577A	1	Guide	5 mm
2	HF 578A	1	Guide	6 mm
2	HF 727A	1	Guide	7 mm
2	HF 728A	1	Guide	8 mm
2	HF 899A	1	Guide	9 mm
2	HF 900A	1	Guide	10 mm
3	HF1385A+00015	1	Guide block	15 mm
3	HF1385A+00014	1	Guide block	14 mm
3	HF1385A+00013	1	Guide block	13 mm
3	HF1385A+00012	1	Guide block	12 mm
3	HF1385A+00011	1	Guide block	11 mm
3	HF1385A+00010	1	Guide block	10 mm
3	HF1385A+00009	1	Guide block	9 mm
3	HF1385A+00008	1	Guide block	8 mm
4	HXE2343A	1	Cylinder guide	
	EM 006	2	Nut	DIN 934 M10 CL8 ZB
	EZ2402A	1	Guide block	
	ES 828	2	Screw	M 10x40 ISO14581-8.8
5	ES 050	3	Screw	M 10x20 ISO4762-10.9
6	UP1622A	1	Extension boom ram see page 0700.04001-A	Cr
10	HI 704	1	Pin	D020.0xL0055.0
11	EQ 218	1	Winding pin	D 6x30 ISO8752
12	HLR 9432	1	Pipe	D 16
13	HLR 9433	1	Pipe	D 12
14	EA 183	1	Fitting	GE 12S R1/2"-ED
15	EA 074	1	Fitting	GE 16S R1/2"-ED

Crane with 4 hydraulic extension booms

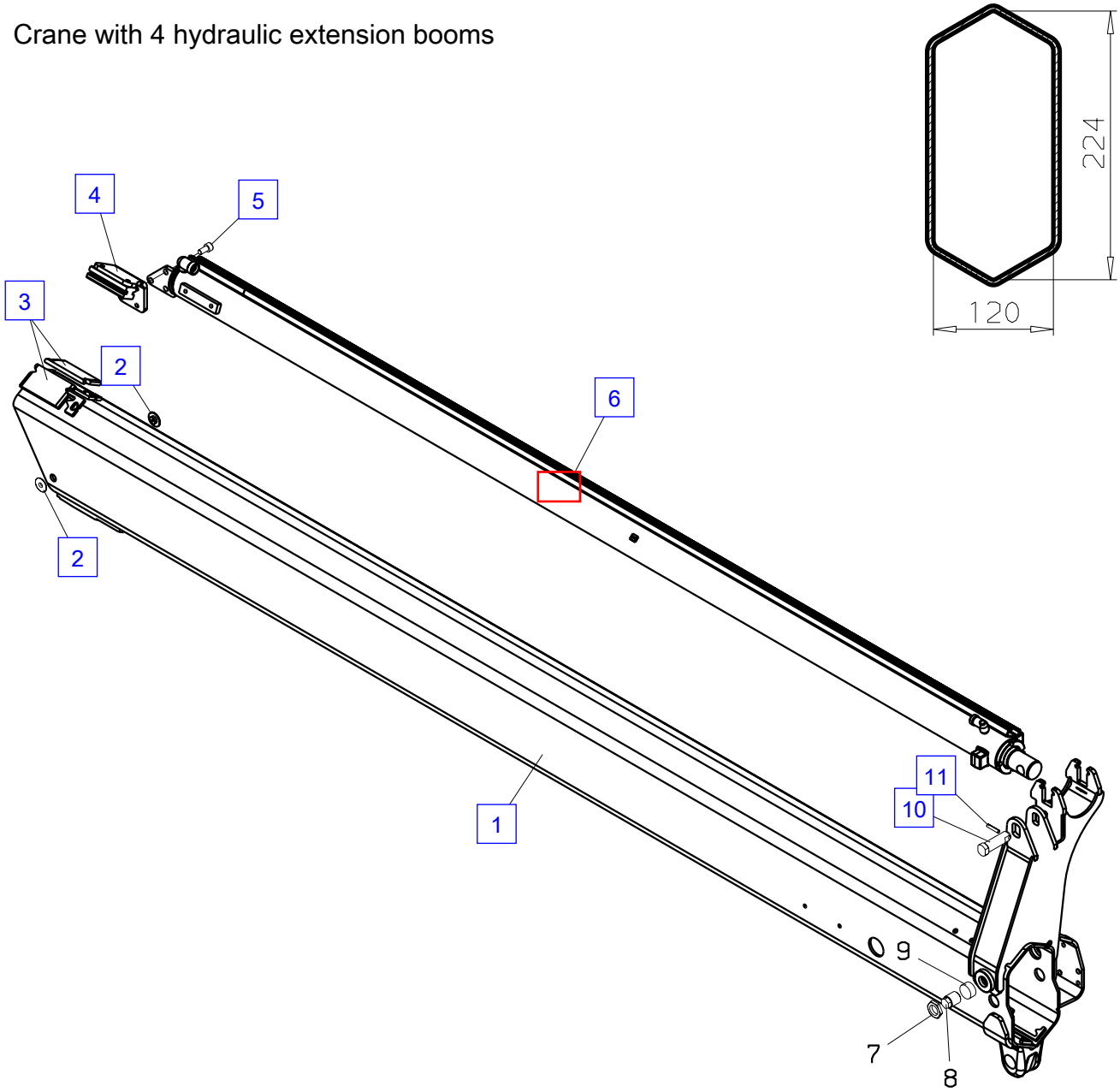

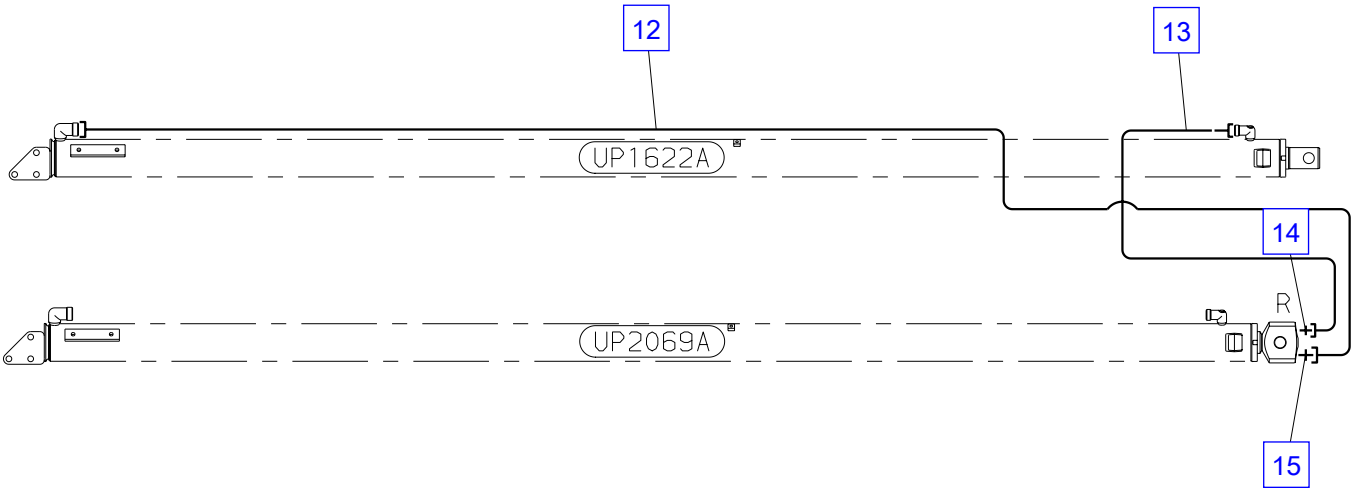

Boom extensions ram 4,6 details

No.	Spare part	Qty.	Description	Dimension
1	UP1622A	1	Extension boom ram	Cr
2	HY1466	1	Cylinder tube	d060
3	TD 528A	1	Seal kit	
4	HSK1321+00001	1	Piston rod D040xL2320	Cr
5	HV 370A	1	Cylinder nut	M064x2.0 d040xL060

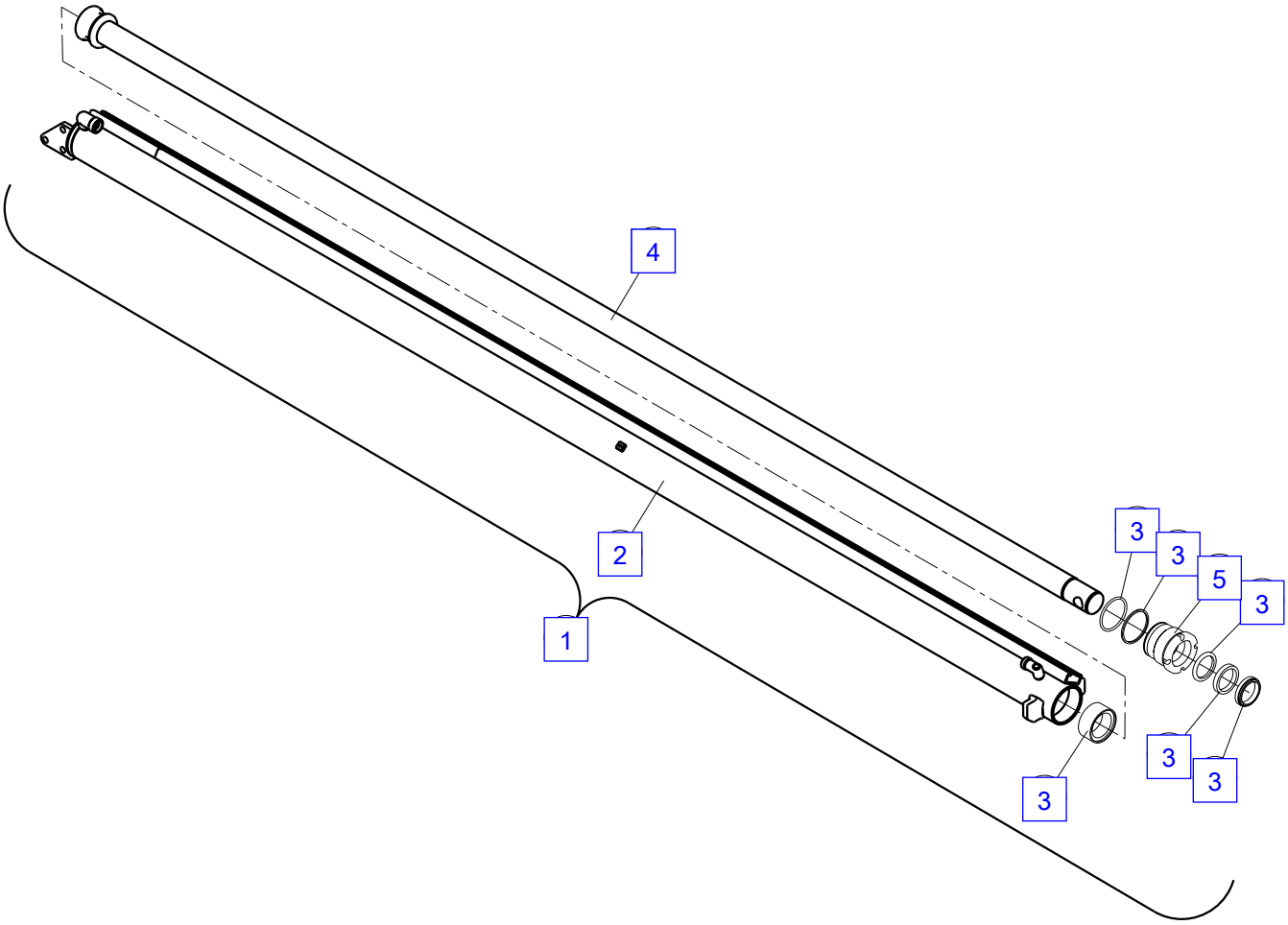
4
2
1
3
3
5
3
3
3
3

Outer boom

No.	Spare part	Qty.	Description	Dimension
1	HXE2015	1	Hose tray	b= 100mm
2	HF 345	2	Guide	7 mm
3	HA6689	1	Bracket	b= 100mm
4	EM 014	2	Nut	DIN 985-8 M 6
5	ES 175	2	Screw	M 6x16 ISO4762- 8.8
6	EK 003	4	Washer	D 8.4 ISO7089
7	ES 264	4	Screw	M8x16 ISO4762- 8.8
8	EZ 578	0	Edge protection (metro goods)	4-6 mm

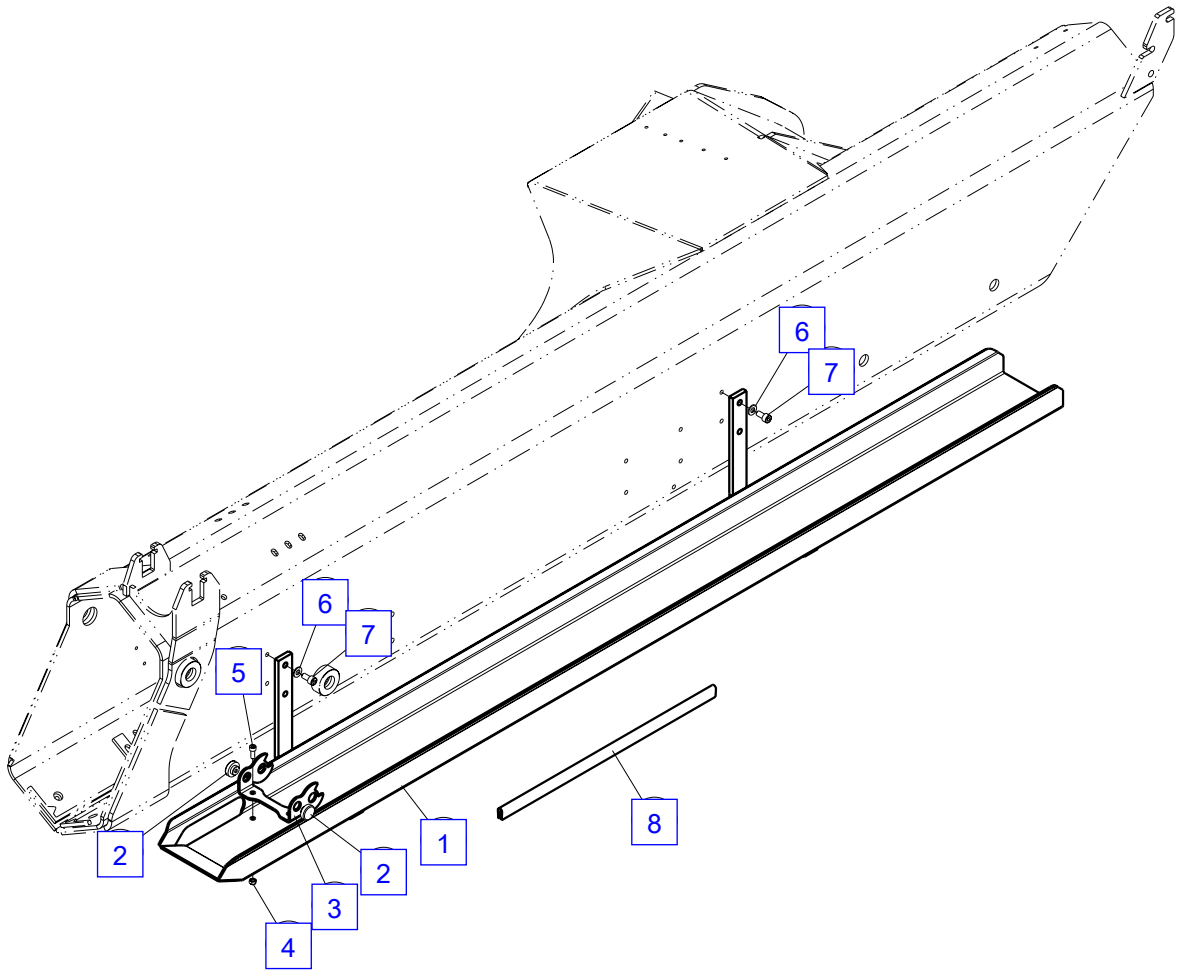
6
7
6
7
5
2
1
2
3
4
8

Hose tray 2

No.	Spare part	Qty.	Description	Dimension
1	EK 007	4	Washer	D 10.5 ISO7089
2	EQ 044	2	Winding pin	D 10x20 DIN1481
3	ES 024	2	Screw	M 10x16 ISO4762-10.9
4	HBS3341	1	Spacer	D=12x9 L=134
5	EK 003	1	Washer	D 8.4 ISO7089
6	ES1168	1	Screw	M 8x140 ISO4762- 8.8
7	HA9942	1	Bearer	
8	HXE2016A	1	Hose tray	
9	EZ3096+00019	1	Link chain (39-sections)	
	EZ1755	1	Chain link	b=100mm
	EZ1756	1	Chain link - folding	b=100 mm
	EZ1775	1	Sheeting	
10	ES 587	2	Screw	M 10x25 DIN7984
11	HA6679	1	Bracket	b= 100mm
12	EM 021	2	Nut	DIN 985 M10 CL8 ZB
13	HT6652	1	Bearer	L0365.0xB0338xS005
14	ES 006	2	Screw	M 8x25 ISO4762-10.9
15	HA7551A	1	Bearer	L0210.0xB0060xS008
16	EK 003	2	Washer	D 8.4 ISO7089
17	EM 026	2	Nut	M 8 DIN 985
18	ES 050	3	Screw	M 10x20 ISO4762-10.9
19	EQ 011	4	Circlip	D 16 DIN 471
20	HI2993	4	Pin	D=22 L=15
21	EH7453	0	Hose	NW 10x4850

Configuration with more than 2 hydraulic extension booms

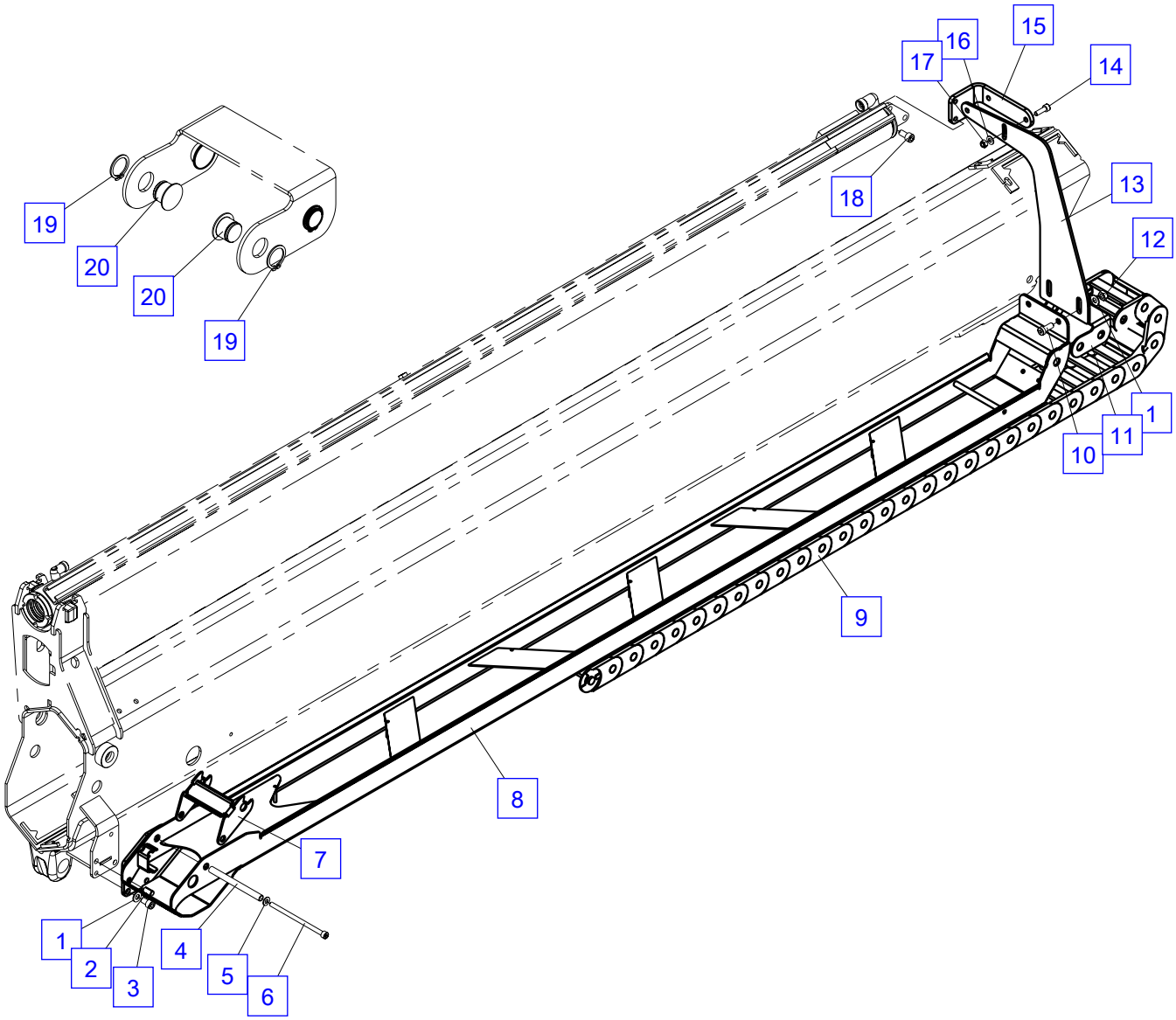

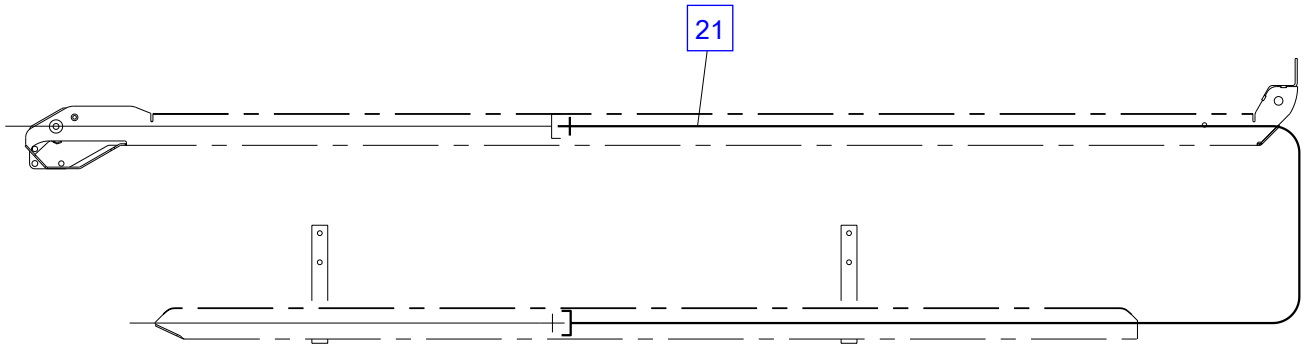

Hose tray 4

No.	Spare part	Qty.	Description	Dimension
1	EK 007	4	Washer	D 10.5 ISO7089
2	EQ 044	2	Winding pin	D 10x20 DIN1481
3	ES 024	2	Screw	M 10x16 ISO4762-10.9
4	EK 043	1	Washer	D 6.4 DIN 134
5	EQ1313	1	Split pin	D 5x30 ISO 1234 A2
6	HI2908	1	Pin	b= 100mm
7	HXS 032	1	Safety chain	
8	HXE2017A	1	Hose tray	
9	EZ3096+00012	1	Link chain (40-sections)	
	EZ1755	1	Chain link	b=100mm
	EZ1756	1	Chain link - folding	b=100 mm
	EZ1775	1	Sheeting	
10	ES 587	2	Screw	M 10x25 DIN7984
11	HA6679	1	Bracket	b= 100mm
12	EM 021	2	Nut	DIN 985 M10 CL8 ZB
13	HT6653	1	Bearer	L0324.5xB0206xS005
14	ES 050	2	Screw	M 10x20 ISO4762-10.9
15	EM 026	2	Nut	M 8 DIN 985
16	EK 003	2	Washer	D 8.4 ISO7089
17	ES 006	2	Screw	M 8x25 ISO4762-10.9
18	HXE2344A	1	Cylinder guide	
	HA6613	1	Bearer	L0144.0xB0120xS008
	EZ2402A	1	Guide block	
	EM 006	2	Nut	DIN 934 M10 CL8 ZB
	ES 828	2	Screw	M 10x40 ISO14581-8.8
19	HXE2064	1	Bearer	
20	EM 023	1	Nut	M 12 DIN 985
21	EF 144	2	Spring	
22	HT6695	1	Fastening plate	
23	ES 041	1	Screw	M 12x25 ISO4762-10.9
24	EQ 011	4	Circlip	D 16 DIN 471
25	HI2993	4	Pin	D=22 L=15
26	EH5409	0	Hose	NW 10x5400
27	EA1113S	0	Quick coupling, cpl. see page 0710.06001-A	12-S DIN 2353

Crane with 4 hydraulic extension booms

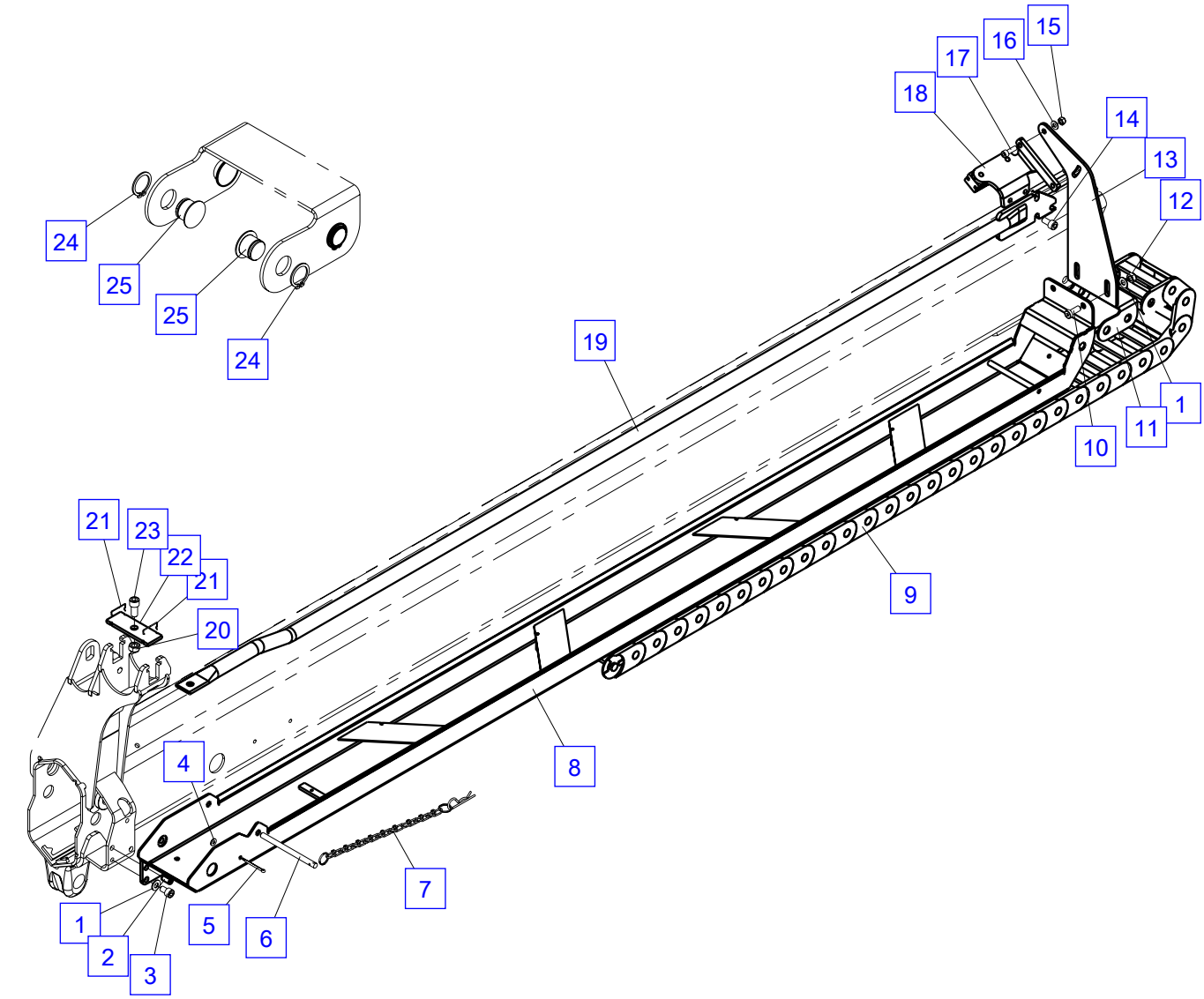

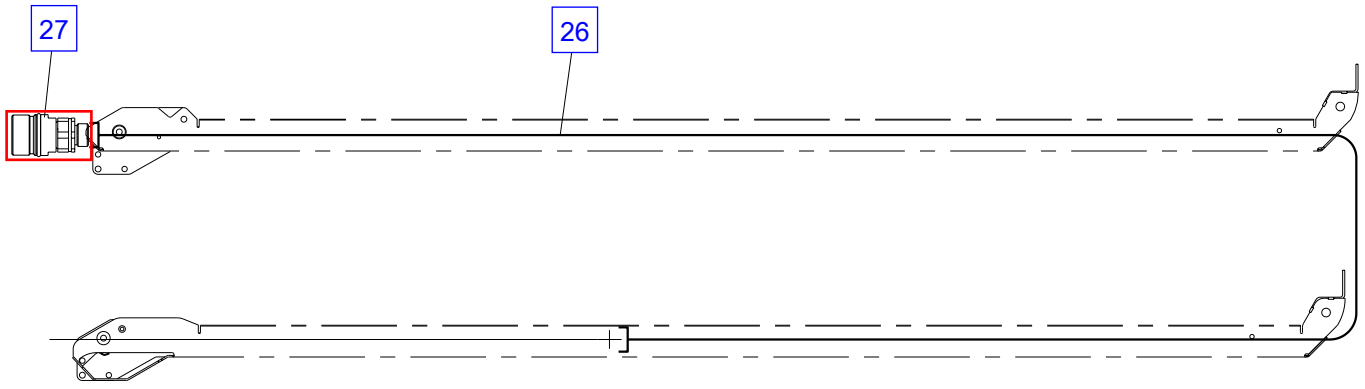

Quick-coupling

No.	Spare part	Qty.	Description	Dimension
1	EA1113S	1	Quick coupling, cpl.	12-S DIN 2353
2	EK 112	1	Dust cover (red)	Rot
2	EK 143	1	Dust cover (black)	Schwarz
3	EA1267	1	Quick-coupling	12 S
4	TD 045	1	Seal kit, cpl.	
5	EA1266	1	Quick-coupling	12 S
6	EK 113	1	Dust cover (red)	Rot
6	EK 144	1	Dust cover (black)	Schwarz

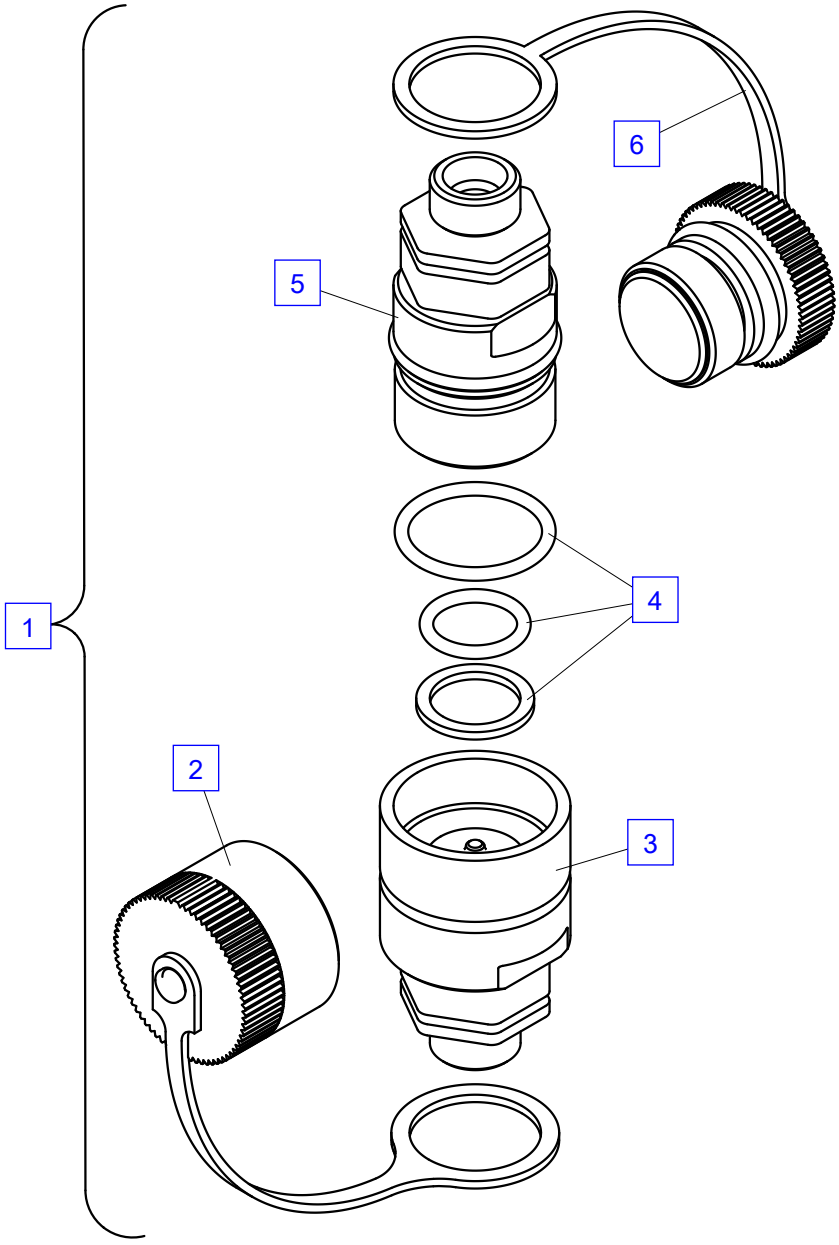
6
5
4
1
2
3

Miscellaneous

No.	Spare part	Qty.	Description	Dimension
1	EK 085	0	Cable tie	l=370x7,6
1	EK 165	0	Cable tie	l=215x4.8
2	ES 297	0	Screw	M 8x25 ISO14581- 8.8
2	ES 216	0	Screw	M 8x30 - 8.8 - ISO14581
2	ES 408	0	Screw	M8x35 - 8.8 ISO14581
3	HX 416	0	Pipe clip	
4	HX 007	0	Pipe clip	
5	ES 414	0	Screw	M6x10 ISO4762 - 8.8
6	EK 043	0	Washer	D 6.4 DIN 134
7	EK 221	0	Pipe clip	D 12
7	EK 256	0	Pipe clip	D 16
8	ES 856	0	Screw	M 6x35 ISO4762- 8.8
8	ES 574	0	Screw	M 6x40 ISO4762-A2-70
9	HA4819	0	Plate	L0046.2xB0015xS003
10	EZ2643	0	Hose clip	D017.0
11	EM 014	0	Nut	DIN 985-8 M 6
12	ES 297	0	Screw	M 8x25 ISO14581- 8.8
12	ES 470	0	Screw	M 8x45 ISO14581- 8.8
13	HX 611	0	Clip	L0058.2xB0039.1 xS003.0
14	EM 026	0	Nut	M 8 DIN 985
15	ES 105	0	Screw	M 6x40 ISO4762 10.9
15	ES 083	0	Screw	M 5x40 DIN 84
15	ES 263	0	Screw	M 5x45 ISO4762- 8.8
16	HTR 810	0	Plate	L0093.0xB0015.0xS0003.3
17	EZ 124	0	Hose clip	D 17x4
17	EZ2836	0	Hose clip	D 17x2 20x2
18	EM 040	0	Nut	DIN985-8 M5
19	ES 879M	0	Screw	M 6x10 DIN 7984-A2-80
20	EK2635	1	Clip	D 6
21	HIS 008	1	Pin	l=135 mm
22	EQ 042	1	Bolt retainer	D 5,0 DIN 11023 - 05x042 - ST
23	HXL 010	1	Suspension eye	11t
24	EZ1598	1	Crane hook	8 t
	EZ1599	1	Safety latch	
	ELW 262	1	Ball bearing	
	EZ1598-01	1	Nut	M 30x3.5 UNI 5593
	EQ1875	1	Split pin	D 6x40 mm

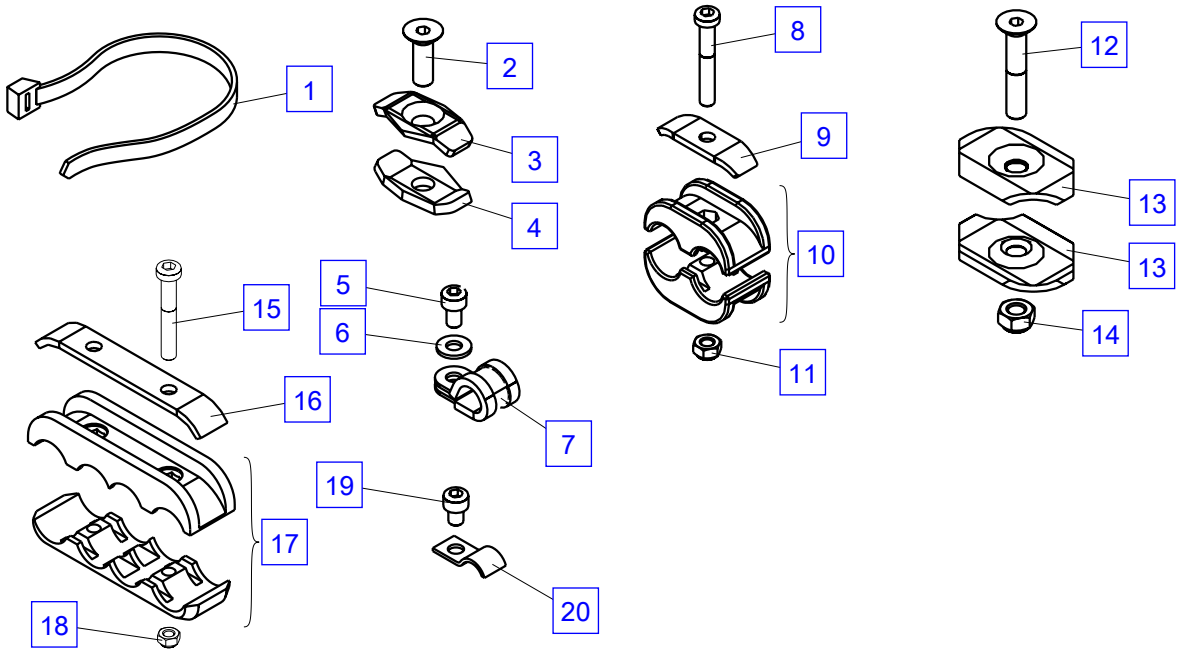
1
2
3
4
8
9
10
11
12
13
13
14
15
16
5
6
7
17
18
19
20

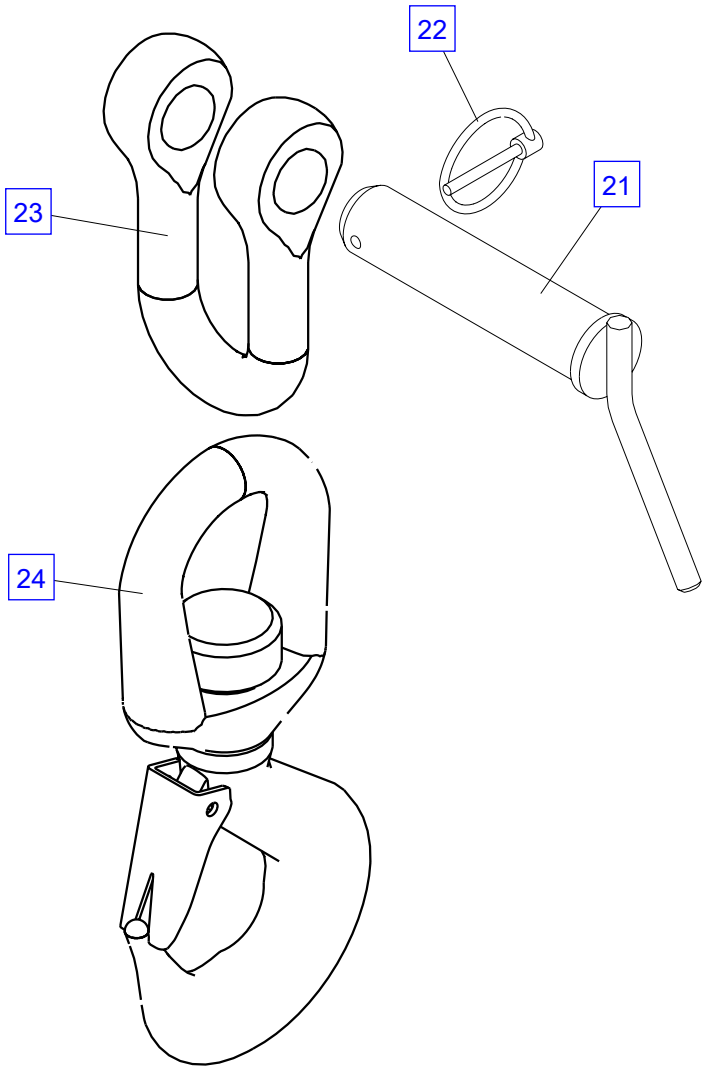
22
23
21
24

Decals

No.	Spare part	Qty.	Description	Dimension
1	EB4856	2	Company decal Palfinger	715x125 mm
1	EB5051	1	Company decal Crane column	370x83 mm
2	EB12019	2	Danger sign	176x157 mm
4	EB3616	2	Symbol sign	
5	EB9939	1	Warning sign	130x50 mm
7	EB12238	1	Decal	
10	EB12010	1	Decal	67,5x52,5 mm
11	EB2806	1	Warning sign	150x100 mm
12	EB5190	1	Warning sign	150x100 mm
14	EB1826	2	Symbol sign	
16	EB5045	1	Symbol sign	
19	EB5049	1	Symbol sign	
20	EB2312	1	Symbol sign	

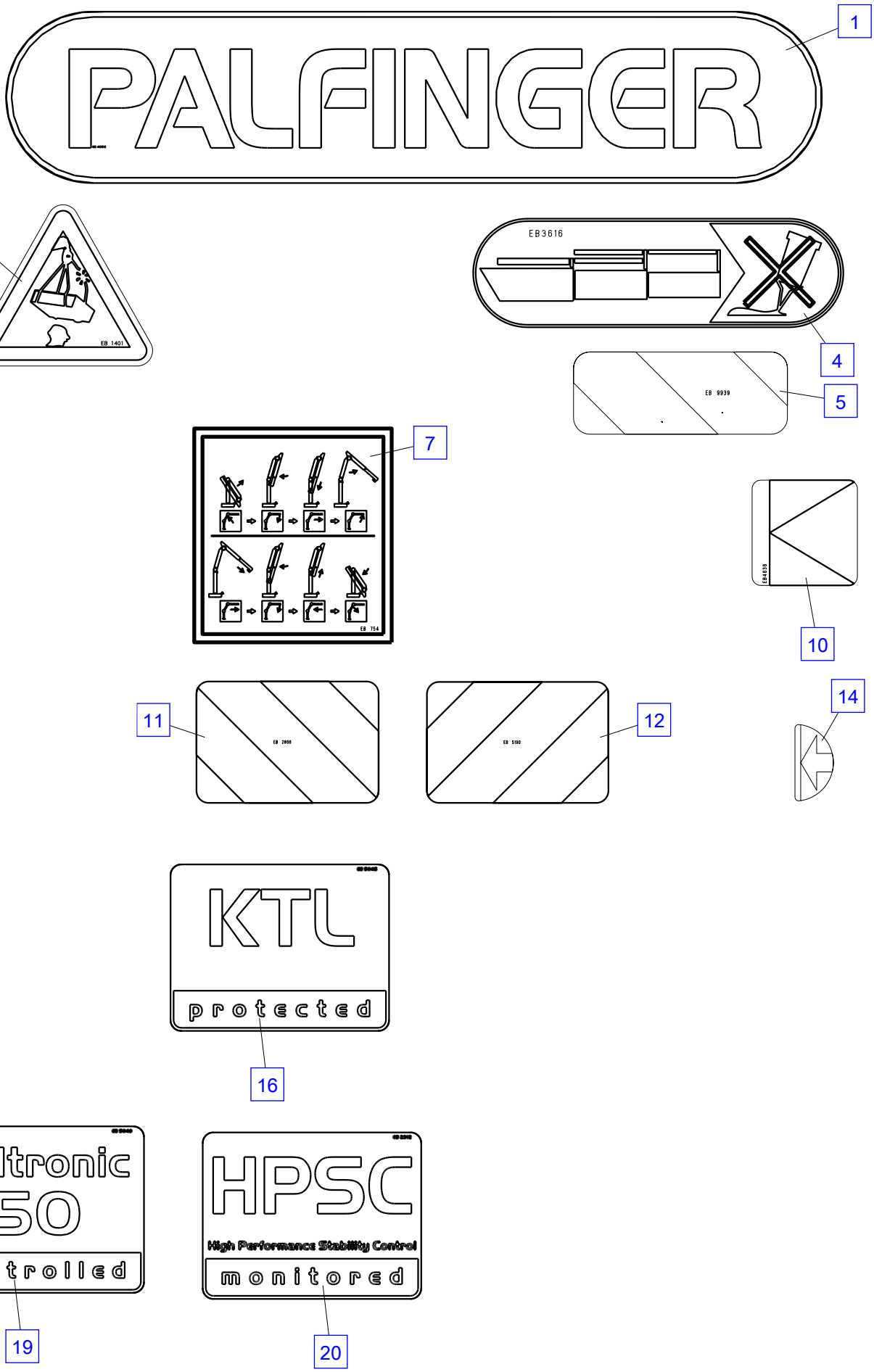
1
PALFINGER
2
EB 1401
EB3616
4
EB 9939
5
7
EB 754
10
11
12
14
KTL
protected
16
Paltronic
50
controlled
19
HPSC
High Performance Stability Control
monitored
20

Decals (PK16001)

No.	Spare part	Qty.	Description	Dimension
1	EB5519	2	Company decal	PK 16001
2	EB5670	1	Capacity diagram	PK 16001 C
3	EB5675	1	Capacity diagram	PK 16001 C

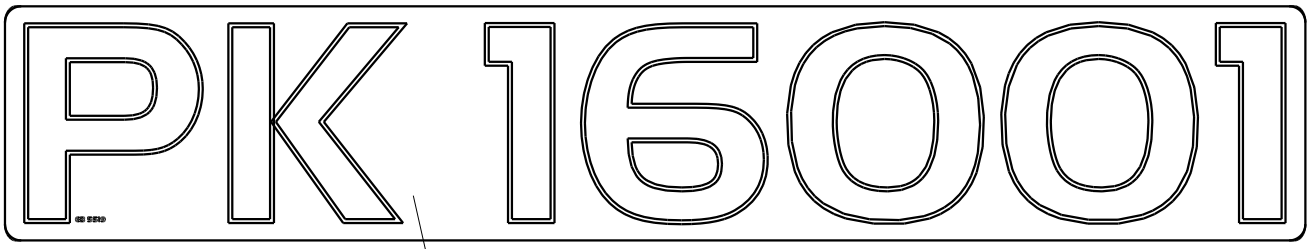
PK16001

1

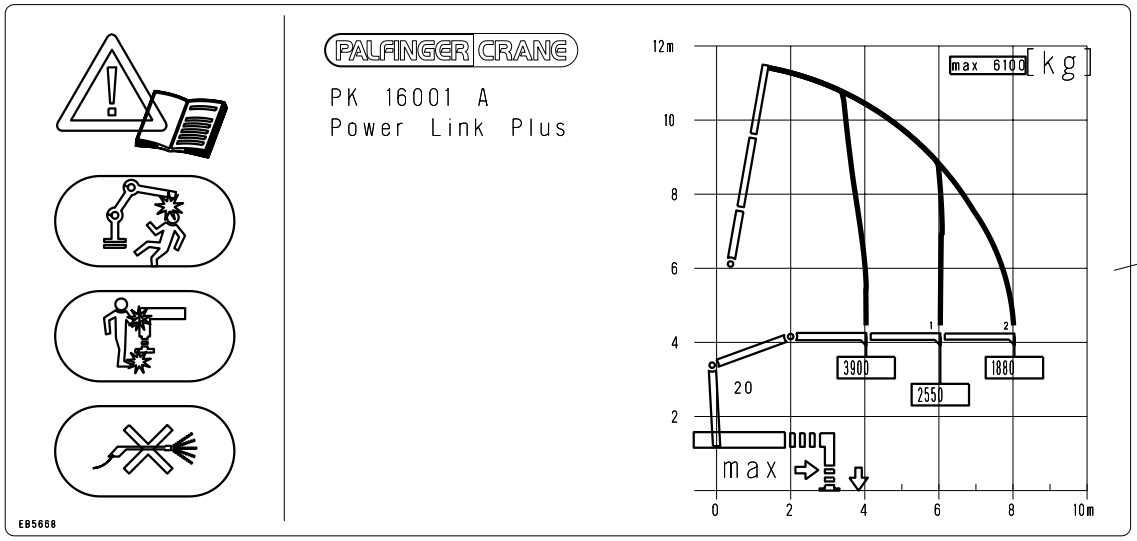
PALFINGER CRANE
PK 16001 A
Power Link Plus
max 6100 [kg]
12m
10
8
6
4
2
20
3900
2550
1880
max
0
2
4
6
8
10m
EB5668

2

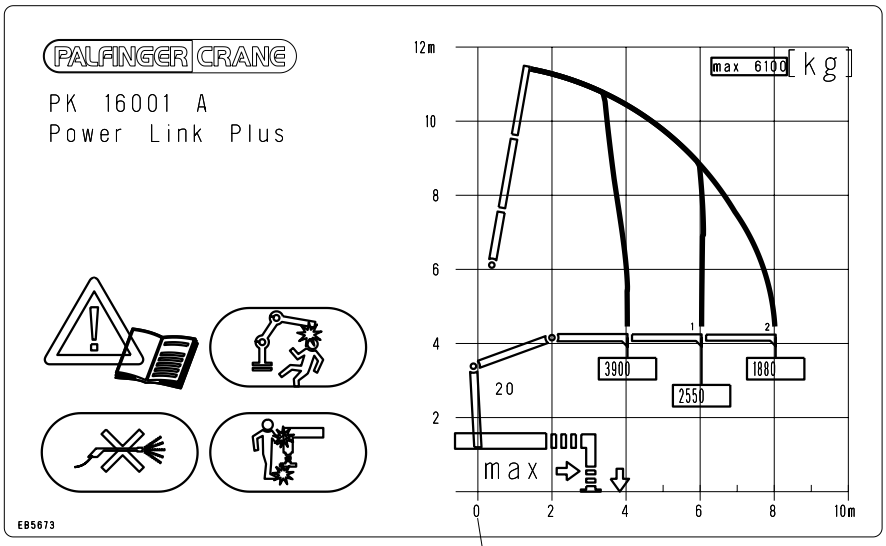
PALFINGER CRANE
PK 16001 A
Power Link Plus
max 6100 [kg]
12m
10
8
6
4
2
20
3900
2550
1880
max
0
2
4
6
8
10m
EB5673

3

Oil tank, cpl. TL140

No.	Spare part	Qty.	Description	Dimension
1	KTK002-BA	1	Oil tank, cpl. (140l)	140l
2	EM 021	4	Nut	DIN 985 M10 CL8 ZB
3	KTK002B-A	2	Tank support	
4	KTK002C-A	2	Tightening band	
	EZ2699	1	Rubber mat	
5	ES 740	2	Screw	M 10x100 DIN912
6	EK 007	3	Washer	D 10.5 ISO7089
7	ES 015	3	Screw	M 10x25 ISO4762-10.9
8	EA1760	1	Return filter, cpl.	180 l/min
	TD 308	1	Seal kit	
	EA1761	1	Filter element	180 l/min
	EA1899	1	Filter cover	
11	ED1253	1	Seal	
12	EA2244	1	Tank cap incl. Ventilation filter	M42x2 - 800l/min
13	EA1816	1	Locking screw	R 2"
14	EA 442	2	Locking screw	VSTI R3/8"
15	EA 027A	1	Oil gauge	
16	EA 369	1	Locking screw	VSTI R 1/1"
17	EA1817	1	Pipe bend	2"
18	EV4512	1	Ball cock	2" PN25
21	KTK000-DA	1	Rubber mat	2,5 m

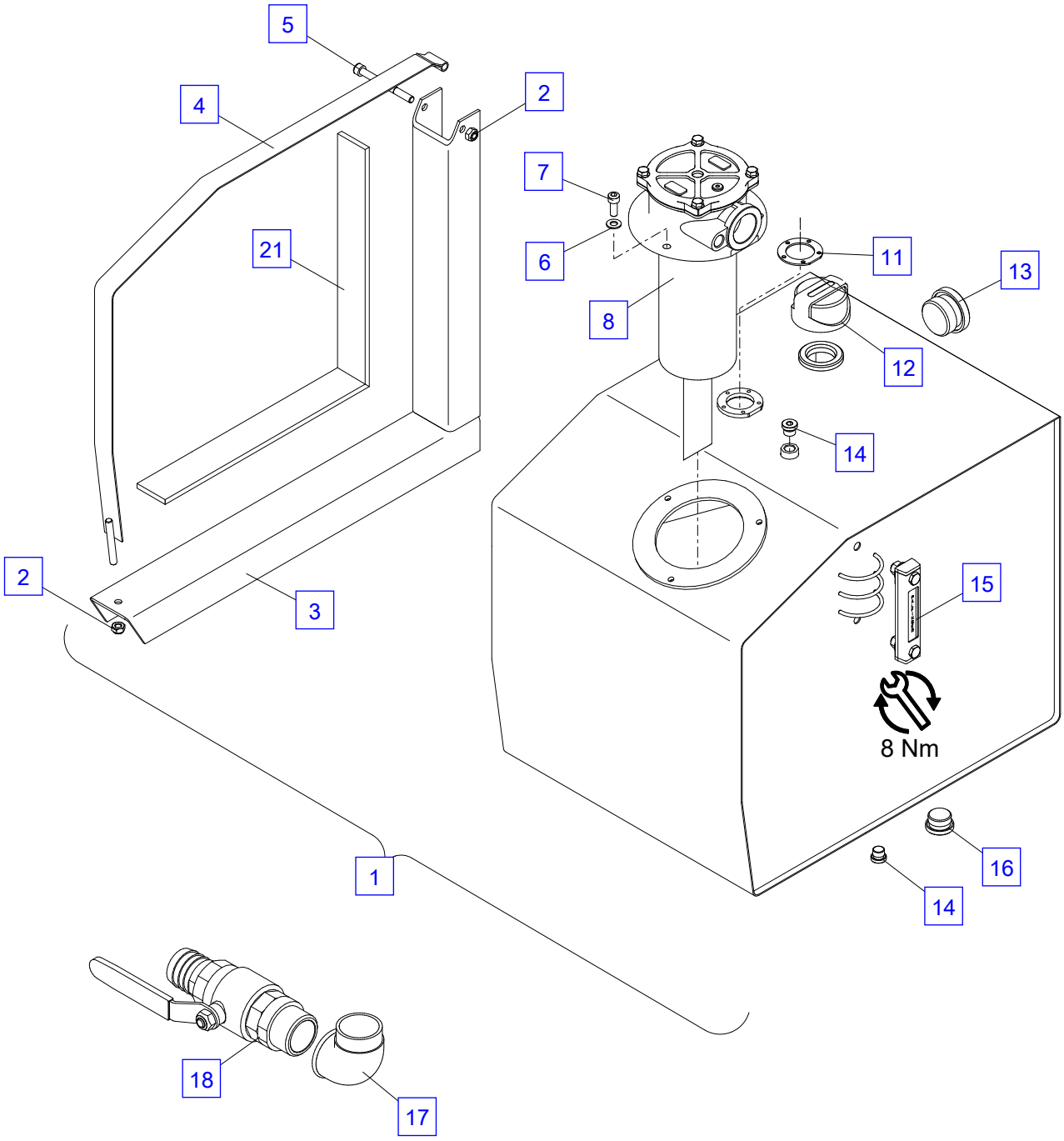
5
4
2
7
6
21
8
11
13
12
14
2
3
15
8 Nm
1
16
14
18
17